

BSD & Co.

Chartered Accountants

Branch Office Delhi: 810, 8th Floor, Antriksh Bhawan, 22 Kasturba Gandhi Marg, New Delhi-110001(Delhi)
Tel. : 011-43029888, Email id: delhi@bsdgroup.in website : www.bsdgroup.in

INDEPENDENT AUDITOR'S REPORT

To The Members of
Robust Buildwell Private Limited

Report on the Standalone Financial Statements

Opinion

We have audited the accompanying standalone financial statements of **Robust Buildwell Private Limited** ("the Company"), which comprise the Balance Sheet as at 31st March 2019, the Statement of Profit and Loss (including Other Comprehensive Income), the Statement of changes in Equity and the Statement of Cash Flows for the year then ended, and Notes to Standalone Financial Statement including a summary of the significant accounting policies and other explanatory information (hereinafter referred to as "the standalone financial statements").

In our opinion and to the best of our information and according to the explanations given to us, the aforesaid standalone financial statements give the information required by the Companies Act, 2013 ("the Act") in the manner so required and give a true and fair view in conformity with Indian Accounting Standards prescribed under section 133 of the Act read with Companies (Indian Accounting Standards) Rules, 2015, as amended and accounting principles generally accepted in India, of the state of affairs of the Company as at 31st March 2019, and profit (including other comprehensive income), changes in equity and its cash flows for the year then ended.

Basis for Opinion

We conducted our audit of standalone financial statements in accordance with the Standards on Auditing (SAs) specified under section 143(10) of the Act. Our responsibilities under those SAs are further described in the *Auditor's Responsibilities for the Audit of the Standalone Financial Statements section of our report*. We are independent of the Company in accordance with the Code of Ethics issued by the Institute of Chartered Accountants of India (ICAI) together with the ethical requirements that are relevant to our audit of the standalone financial statements under the provisions of the Act and the Rules thereunder, and we have fulfilled our other ethical responsibilities in accordance with these requirements and the ICAI's Code of Ethics. We believe that the audit evidence we have obtained is sufficient and appropriate to provide a basis for our audit opinion on the standalone financial statements.

Key Audit Matters

Key audit matters ("KAM") are those matters that, in our professional judgment, were of most significance in our audit of the standalone financial statements of the current period. These matters were addressed in the context of our audit of the standalone financial statements as a whole, and in forming our opinion thereon, and we do not provide a separate opinion on these matters. We have determined the matters described below to be the key audit matters to be communicated in our report



Description of Key Audit Matters

Sr.No.	Key Audit Matters	<u>How that matter was addressed in our audit report</u>
1.	<p>Revenue recognition The application of the new revenue accounting standard involves certain key judgements relating to identification of contracts with customer, identification of distinct performance obligations, determination of transaction price of the identified performance obligations, the appropriateness of the basis used to measure revenue recognised over a period. Additionally, new revenue accounting standard contains disclosures which involves collation of information in respect of disaggregated revenue and periods over which the remaining performance obligations will be satisfied subsequent to the balance sheet date.</p> <p>Refer Notes 26 and 36 to the Standalone Financial Statements</p>	<p>Our audit procedure on revenue recognition from real estate projects included:</p> <ul style="list-style-type: none"> • Selecting sample to identify contracts with customers, identifying separate performance obligation in the contracts, determination of transaction price and allocating the transaction price to separate performance obligation. • On selected samples, we tested that the revenue recognition is in accordance with accounting standards by <ol style="list-style-type: none"> i) reading, analysing and identifying the distinct performance obligations in real estate projects. ii) comparing distinct performance obligations with that identified and recorded. iii) reading terms of agreement to determine transaction price including variable consideration to verify transaction price used to recognise revenue. iv) performing, analytical procedures to verify reasonableness of revenue accounted by the Company

Management's Responsibility for the Standalone Financial Statements

The Company's Management and Board of Directors are responsible for the matters stated in section 134(5) of the Act with respect to the preparation of these standalone financial statements that give a true and fair view of the financial position, financial performance (including other comprehensive income), changes in equity and cash flows of the Company in accordance with the accounting principles generally accepted in India, including the accounting Standards specified under section 133 of the Act. This responsibility also includes maintenance of adequate accounting records in accordance with the provisions of the Act for safeguarding of the assets of the Company and for preventing and detecting frauds and other irregularities; selection and application of appropriate implementation and maintenance of accounting policies; making judgments and estimates that are reasonable and prudent; and design, implementation and maintenance of adequate internal financial controls, that were operating effectively for ensuring the accuracy and completeness of the accounting records, relevant to the preparation and presentation of the standalone financial statement that give a true and fair view and are free from material misstatement, whether due to fraud or error.



In preparing the standalone financial statements, management is responsible for assessing the Company's ability to continue as a going concern, disclosing, as applicable, matters related to going concern and using the going concern basis of accounting unless management either intends to liquidate the Company or to cease operations, or has no realistic alternative but to do so.

The Board of Directors are responsible for overseeing the company's financial reporting process.

Auditor's Responsibilities for the Audit of the Standalone Financial Statements

Our objectives are to obtain reasonable assurance about whether the standalone financial statements as a whole are free from material misstatement, whether due to fraud or error, and to issue an auditor's report that includes our opinion. Reasonable assurance is a high level of assurance, but is not a guarantee that an audit conducted in accordance with SAs will always detect a material misstatement when it exists. Misstatements can arise from fraud or error and are considered material if, individually or in the aggregate, they could reasonably be expected to influence the economic decisions of users taken on the basis of these standalone financial statements.

As part of an audit in accordance with SAs, we exercise professional judgment and maintain professional skepticism throughout the audit. We also:

- Identify and assess the risks of material misstatement of the standalone financial statements, whether due to fraud or error, design and perform audit procedures responsive to those risks, and obtain audit evidence that is sufficient and appropriate to provide a basis for our opinion. The risk of not detecting a material misstatement resulting from fraud is higher than for one resulting from error, as fraud may involve collusion, forgery, intentional omissions, misrepresentations, or the override of internal control.
- Obtain an understanding of internal financial controls relevant to the audit in order to design audit procedures that are appropriate in the circumstances. Under section 143(3)(i) of the Act, we are also responsible for expressing our opinion on whether the Company has adequate internal financial controls system in place and the operating effectiveness of such controls.
- Evaluate the appropriateness of accounting policies used and the reasonableness of accounting estimates and related disclosures made by management.
- Conclude on the appropriateness of management's use of the going concern basis of accounting and, based on the audit evidence obtained, whether a material uncertainty exists related to events or conditions that may cast significant doubt on the Company's ability to continue as a going concern. If we conclude that a material uncertainty exists, we are required to draw attention in our auditor's report to the related disclosures in the standalone financial statements or, if such disclosures are inadequate, to modify our opinion. Our conclusions are based on the audit evidence obtained up to the date of our auditor's report. However, future events or conditions may cause the Company to cease to continue as a going concern.
- Evaluate the overall presentation, structure and content of the standalone financial statements, including the disclosures, and whether the standalone financial statements represent the underlying transactions and events in a manner that achieves fair presentation.

Materiality is the magnitude of misstatements in the standalone financial statements that, individually or in aggregate, makes it probable that the economic decisions of a reasonably knowledgeable user of the standalone financial statements may be influenced. We consider quantitative materiality and qualitative factors in (i) planning the scope of our audit work and in evaluating the results of our work; and (ii) to evaluate the effect of any identified misstatements in the standalone financial statements.



We communicate with those charged with governance regarding, among other matters, the planned scope and timing of the audit and significant audit findings, including any significant deficiencies in internal control that we identify during our audit.

We also provide those charged with governance with a statement that we have complied with relevant ethical requirements regarding independence, and to communicate with them all relationships and other matters that may reasonably be thought to bear on our independence, and where applicable, related safeguards.

From the matters communicated with those charged with governance, we determine those matters that were of most significance in the audit of the standalone financial statements of the current period and are therefore the key audit matters. We describe these matters in our auditor's report unless law or regulation precludes public disclosure about the matter or when, in extremely rare circumstances, we determine that a matter should not be communicated in our report because the adverse consequences of doing so would reasonably be expected to outweigh the public interest benefits of such communication.

Report on Other Legal and Regulatory Requirements

1. As required by Section 143(3) of the Act, based on our audit we report that:
 - a. We have sought and obtained all the information and explanations which to the best of our knowledge and belief were necessary for the purposes of our audit.
 - b. In our opinion, proper books of account as required by law have been kept by the Company so far as it appears from our examination of those books.
 - c. The Balance Sheet, the Statement of Profit and Loss (including other comprehensive income), the Statement of Cash Flow and the Statement of Changes in Equity dealt with by this report are in agreement with the relevant books of account.
 - d. In our opinion, the aforesaid standalone financial statements comply with the Indian Accounting Standards specified under Section 133 of the Act, read with Rule 7 of the Companies (Accounts) Rules, 2014.
 - e. On the basis of the written representations received from the directors as on 31st March 2019 taken on record by the Board of Directors, none of the directors is disqualified as on 31st March 2019 from being appointed as a director in terms of Section 164(2) of the Act.
 - f. With respect to the adequacy of the internal financial controls over financial reporting of the Company and the operating effectiveness of such controls, refer to our separate report in "Annexure-II". Our report expresses an unmodified opinion on the adequacy and operating effectiveness of the Company's internal financial controls over financial reporting.
 - g. With respect to the other matters to be included in the Auditor's Report in accordance with Rule 11 of the Companies (Audit and Auditors) Rules, 2014, as amended, in our opinion and to the best of our information and according to the explanations given to us:
 - i. The Company has disclosed the impact of pending litigations on its financial position in its standalone financial statements.
 - ii. The Company has made provision, as required under the applicable law or accounting standards, for material foreseeable losses, if any, on long-term contracts.




iii. There were no amounts which were required to be transferred, to the Investor Education and Protection Fund by the Company.

2. As required by the Companies (Auditor's Report) Order, 2016 ("the Order"), issued by the Central Government of India in terms of sub-section (11) of section 143 of the Companies Act, 2013, we give in the "**Annexure I**" a statement on the matters specified in paragraphs 3 and 4 of the Order, to the extent applicable.

For BSD & Co.

Chartered Accountants

Firm's Registration No: 000312S



Prakash Chand Surana

Partner

Membership No: 010276



Place: New Delhi

Date: 21 MAY 2019

Annexure I to Independent Auditors' Report

(Referred to in paragraph 2 under "Report on other Legal and Regulatory Requirements section of our report to the members of Robust Buildwell Private Limited of even date)

- i. The Company does not have any Fixed Assets.
- ii. The inventory includes completed real estate projects. Physical verification of inventory has been conducted at reasonable intervals by the management and discrepancies noticed which were not material in nature have been properly dealt with in the books of accounts.
- iii. The Company has not granted any loans, secured or unsecured to companies, firms, limited liability partnerships or other parties covered in the register maintained under section 189 of the Companies Act, 2013.
- iv. In our opinion and according to information and explanations given to us, the Company has complied with provisions of Section 185 and 186 of the Act in respect of loans, investments, guarantees, and security.
- v. The Company has not accepted any deposits from the public.
- vi. The Central Government has not specified for the maintenance of cost records under sub-section (1) of section 148 of the Companies Act, 2013. Accordingly Clause 3(vi) of the order is not applicable.
- vii.(a) According to the records of the Company, provident fund, employees' state insurance, income tax, sales tax, service tax, value added tax, duty of customs, duty of excise, GST, cess and other applicable material undisputed statutory dues have been deposited regularly during the year with the appropriate authorities.

(b) According to the information and explanations given to us, there are no dues of income tax, sales tax, service tax, duty of customs, duty of excise, value added tax, GST or other applicable material statutory dues which have not been deposited on account of any dispute except the following:

Name Of Statutes	Nature of Dues	Financial Year to Which matter pertains	Forum where dispute is pending	Amount Outstanding (in Rs.)
Income Tax Act,1961	Income Tax	2014-2015	Assessing Officer	47,880

- viii. In our opinion and according to the information and explanations given to us, the Company has not defaulted in repayment of dues to banks and financial institutions. The Company did not issue any debentures as at the balance sheet date.
- ix. According to the information and explanations given to us, no term loan was taken and no money was raised by way of initial public offer or further public offer (including debt instruments) by the Company. Accordingly Clause 3(ix) of the order is not applicable.
- x. According to the information and explanations given to us, no material fraud by the Company or on the Company by its officers or employees has been noticed or reported during the course of our audit.

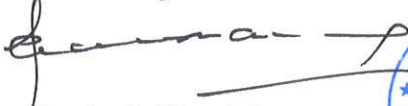


- xi. According to the information and explanations given to us, no managerial remuneration has been paid or provided during the year.
- xii. According to the information and explanations given to us, the Company is not a Nidhi Company as prescribed under Section 406 of the Act. Accordingly, paragraph 3(xii) of the Order is not applicable to the Company.
- xiii. According to the information and explanations given to us, the transaction with the related parties is in compliance with Section 177 and 188 of Act, where applicable and the details have been disclosed in the standalone Ind AS Financial Statements as required by the applicable accounting standards.
- xiv. According to the information and explanations given to us and based on our examination of the records of the Company, the Company has not made any preferential allotment or private placement of shares or fully or partly convertible debentures during the year.
- xv. According to the information and explanations given to us and based on our examination of the records of the Company, the Company has not entered into non-cash transactions with directors or persons connected with him. Accordingly, paragraph 3(xv) of the Order is not applicable.
- xvi. According to information and explanations given to us, the Company is not required to be registered under Section 45 IA of the Reserve Bank of India Act, 1934.

For B S D & Co.

Chartered Accountants

Firm's Registration No: 000312S



Prakash Chand Surana

Partner

Membership No: 010276



Place: New Delhi

Date: 21 MAY 2019

Annexure II to Independent Auditors' Report

(Referred to in paragraph 1(f) under 'Report on Other Legal and Regulatory Requirements' section of our report to the Members of Robust Buildwell Private Limited of even date)

Report on the Internal Financial Controls under Clause (i) of Sub-section 3 of Section 143 of the Companies Act, 2013 ("the Act")

We have audited the internal financial controls over financial reporting of **Robust Buildwell Private Limited** ("the Company") as at 31st March 2019 in conjunction with our audit of the standalone financial statements of the Company for the year ended on that date.

Management's Responsibility for Internal Financial Controls

The Board of Directors of the Company is responsible for establishing and maintaining internal financial controls based on the internal control over financial reporting criteria established by the Company considering the essential components of internal control stated in the Guidance Note on Audit of Internal Financial Controls over Financial Reporting issued by the Institute of Chartered Accountants of India. These responsibilities include the design, implementation and maintenance of adequate internal financial controls that were operating effectively for ensuring the orderly and efficient conduct of its business, including adherence to respective company's policies, the safeguarding of its assets, the prevention and detection of frauds and errors, the accuracy and completeness of the accounting records, and the timely preparation of reliable financial information, as required under the Act.

Auditors' Responsibility

Our responsibility is to express an opinion on the Company's internal financial controls over financial reporting based on our audit. We conducted our audit in accordance with the Guidance Note on Audit of Internal Financial Controls Over Financial Reporting (the "Guidance Note") and the Standards on Auditing, issued by ICAI and deemed to be prescribed under Section 143(10) of the Act, to the extent applicable to an audit of internal financial controls, both applicable to an audit of Internal Financial Controls and, both issued by the Institute of Chartered Accountants of India. Those Standards and the Guidance Note require that we comply with ethical requirements and plan and perform the audit to obtain reasonable assurance about whether adequate internal financial controls over financial reporting was established and maintained and if such controls operated effectively in all material respects.


Our audit involves performing procedures to obtain audit evidence about the adequacy of the internal financial controls system over financial reporting and their operating effectiveness. Our audit of internal financial controls over financial reporting included obtaining an understanding of internal financial controls over financial reporting, assessing the risk that a material weakness exists, and testing and evaluating the design and operating effectiveness of internal control based on the assessed risk. The procedures selected depend on the auditor's judgement, including the assessment of the risks of material misstatement of the standalone financial statements, whether due to fraud or error.

We believe that the audit evidence we have obtained is sufficient and appropriate to provide a basis for our audit opinion on the Company's internal financial controls system over financial reporting of the Company.

Meaning of Internal Financial Controls over Financial Reporting

A Company's internal financial control over financial reporting is a process designed to provide reasonable assurance regarding the reliability of financial reporting and the preparation of standalone financial statements for external purposes in accordance with generally accepted accounting principles. A Company's internal financial control over financial reporting includes those policies and procedures that:

- (a) Pertain to the maintenance of records that, in reasonable detail, accurately and fairly reflect the transactions and dispositions of the assets of the company;



- (b) provide reasonable assurance that transactions are recorded as necessary to permit preparation of standalone financial statements in accordance with generally accepted accounting principles, and that receipts and expenditures of the Company are being made only in accordance with authorizations of management and directors of the company; and
- (c) Provide reasonable assurance regarding prevention or timely detection of unauthorized acquisition, use, or disposition of the company's assets that could have a material effect on the standalone financial statements.

Limitations of Internal Financial Controls over Financial Reporting

Because of the inherent limitations of internal financial controls over financial reporting, including the possibility of collusion or improper management override of controls, material misstatements due to error or fraud may occur and not be detected. Also, projections of any evaluation of the internal financial controls over financial reporting to future periods are subject to the risk that the internal financial control over financial reporting may become inadequate because of changes in conditions, or that the degree of compliance with the policies or procedures may deteriorate.

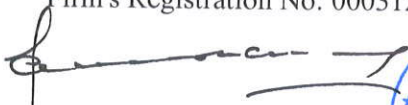
Opinion

In our opinion, to the best of our information and according to the explanations given to us, the Company has, in all material respects, an adequate internal financial controls system over financial reporting and such internal financial controls over financial reporting were operating effectively as at 31st March 2019, based on the internal control over financial reporting criteria established by the Company considering the essential components of internal control stated in the Guidance Note on Audit of Internal Financial Controls Over Financial Reporting issued by the Institute of Chartered Accountants of India.

For B S D & Co.

Chartered Accountants

Firm's Registration No: 000312S



Prakash Chand Surana

Partner

Membership No: 010276



Place: New Delhi

Date: 21 MAY 2019

ROBUST BUILDWELL PRIVATE LIMITED
Regd. Office: Sector 79 O, Omaxe City centre Faridabad, Haryana-121004

CIN: U74120HR2007PTC036993

BALANCE SHEET AS AT 31 MARCH 2019

(Amount in Rupees)

Particulars	Note No.	As at 31 March 2019	As at 31 March 2018
ASSETS			
Non-Current Assets			
a) Property, Plant and Equipment	1	10,302,230.89	11,184,957.49
b) Other Intangible Assets	2	17,773.16	27,973.16
Financial Assets			
i) Investments	3	400,000.00	400,000.00
ii) Loans	4	1,749,850.00	999,850.00
iii) Other financial assets	5	-	340,912.94
d) Deferred Tax Assets (net)	6	71,164,590.00	2,603,762.00
e) Non-Current Tax Assets (net)	7	6,438,893.27	1,724,932.63
f) Other Non-Current Assets	7	56,867.09	2,051,577.36
		<u>90,130,204.41</u>	<u>19,333,965.58</u>
Current Assets			
a) Inventories	8	3,608,369,356.60	1,471,217,238.71
Financial Assets			
i) Trade Receivables	9	39,027,118.96	123,219,102.25
ii) Cash and Cash Equivalents	10	64,405,173.63	40,697,996.23
iii) Other bank balances	11	361,765.00	87,000,000.00
iv) Loans	12	-	10,014,794.00
v) Other Financial Assets	13	814,677,856.65	290,463,798.97
c) Other Current Assets	14	746,717,389.47	1,663,200,989.71
		<u>5,273,558,660.31</u>	<u>3,685,813,919.87</u>
		<u>5,363,688,864.72</u>	<u>3,705,147,885.45</u>
TOTAL ASSETS			
EQUITY AND LIABILITIES			
Equity			
a) Equity Share Capital	15	380,000,000.00	380,000,000.00
b) Other Equity		(45,733,865.43)	130,687,606.30
		<u>334,266,134.57</u>	<u>510,687,606.30</u>
Liabilities			
Non-Current Liabilities			
Financial Liabilities			
i) Borrowings	16	2,507,665.30	1,200,952.20
ii) Trade Payables	17	36,393,183.00	181,965,919.00
iii) Other Financial Liabilities	18	142,989,104.10	5,637,806.89
b) Other non Current Liabilities	19	2,065,338.28	2,159,829.19
c) Provisions	20	6,755,489.00	4,069,374.00
		<u>190,710,779.68</u>	<u>195,033,881.28</u>
Current liabilities			
Financial Liabilities			
i) Borrowings	21	500,000.00	500,000.00
ii) Trade Payables	22		
Total outstanding dues of micro enterprises and small enterprises		27,155,176.00	28,911,177.00
Total outstanding dues of creditors other than micro enterprises and small enterprises		549,956,288.62	407,684,519.96
iii) Other Financial Liabilities	23	299,573,649.67	440,458,972.67
b) Other Current Liabilities	24	3,961,373,869.18	2,103,527,819.39
c) Provisions	25	152,967.00	99,342.00
d) Current tax liabilities(net)		-	18,244,566.85
		<u>4,838,711,950.47</u>	<u>2,999,426,397.87</u>
		<u>5,363,688,864.72</u>	<u>3,705,147,885.45</u>

TOTAL EQUITY AND LIABILITIES

Significant accounting policies

A

Notes on financial statements

1 - 47

The notes referred to above form an integral part of financial statements.

As per our audit report of even date attached

For and on behalf of

For and on behalf of board of directors

B S D & Co.

(Regn. No. -000312S)

Chartered Accountants



Prakash Chand Surana
Partner
M.No. 010276

Pavan Agarwal
Director
DIN: 02295157

Parmod Kumar
Director
DIN: 01484427

Place: New Delhi

Date: **21 MAY 2019**

Manisha Garg
Chief Executive officer

Arun Kumar Gupta
Chief Financial officer

Payal Sharma
Company Secretary

ROBUST BUILDWELL PRIVATE LIMITED

Regd. Office: Sector 79 O, Omaxe City centre Faridabad, Haryana-121004

CIN: U74120HR2007PTC036993

STATEMENT OF PROFIT AND LOSS FOR THE YEAR ENDED 31 MARCH 2019

Particulars	Note No.	Year Ended 31 March 2019	Year Ended 31 March 2018
(Amount in Rupees)			
REVENUE			
Revenue from Operations	26	36,737,904.85	1,354,391,567.83
Other Income	27	7,464,139.86	8,102,052.79
TOTAL INCOME		44,202,044.71	1,362,493,620.62
EXPENSES			
Cost of Material Consumed, Construction & Other Related Project Cost	28	487,431,509.81	1,440,432,723.19
Changes in Inventories of Projects in Progress	29	(460,347,742.97)	(213,881,441.28)
Employee Benefits Expense	30	1,873,187.00	1,197,673.00
Finance Costs	31	3,512,772.70	293,417.85
Depreciation and Amortization Expense		1,340,576.36	1,543,601.75
Other Expenses	32	9,810,091.03	30,800,715.89
TOTAL EXPENSES		43,620,393.93	1,260,386,690.40
Profit Before Tax		581,650.78	102,106,930.22
Tax Expense	33	(3,232,882.52)	51,895,967.88
Profit For The Year		3,814,533.30	50,210,962.34
Other Comprehensive Income			
1) Items that will not be reclassified to Statement of Profit and Loss			
Remeasurements of the Net Defined Benefit Plans		(1,105,345.00)	(235,778.00)
Tax On Remeasurements of The Net Defined Benefit Plans - Actuarial Gain or Loss		321,876.46	68,658.55
Total Other Comprehensive Income		(783,468.54)	(167,119.45)
Total Comprehensive Income for the year		3,031,064.76	50,043,842.89
Earning Per Equity Share-Basic & Diluted (In Rupees)	34	0.10	1.32
Significant accounting policies	A		
Notes on financial statements	1 - 47		

The notes referred to above form an integral part of financial statements.
As per our audit report of even date attached

For and on behalf of
B S D & Co.
(Regn. No. -000312S)
Chartered Accountants



Prakash Chand Surana
Partner
M. No.010276

For and on behalf of board of directors

Pavan Agarwal
Director
DIN-02295157

Parmod Kumar
Director
DIN: 01484427

Payal Sharma
Company Secretary

Place: New Delhi
Date: 21 MAY 2019

Manish Garg
Chief Executive officer

Arun Kumar Gupta
Chief Financial officer

ROBUST BUILDWELL PRIVATE LIMITED

Regd. Office: Sector 79 O, Omaxe City centre Faridabad, Haryana-121004
CIN: U74120FR2007PTC036993

Statement of Changes in Equity for the Year Ended March 31, 2019

A. Equity Share Capital

Particulars	Numbers	Amount in Rupees
Balance as at 1 April 2017	38,000,000	380,000,000.00
Changes in equity share capital during 2017-18	-	-
Balance as at 31 March 2018	38,000,000	380,000,000.00
Balance as at 1 April 2018	38,000,000	380,000,000.00
Changes in equity share capital during 2018-19	-	-
Balance as at 31 March 2019	38,000,000	380,000,000.00

B. Other Equity

(Amount in Rupees)

Description	Attributable to the owners of Robust Buildwell Private Limited		
	Retained Earnings	Other comprehensive Income	Total Other Equity
Balance as at 1 April 2017	81,294,201.28	(650,437.87)	80,643,763.41
Profit for the year	50,210,962.34	-	50,210,962.34
Other Comprehensive Income	-	(167,119.45)	(167,119.45)
Balance as at 31 March 2018	131,505,163.62	(817,557.32)	130,687,606.30
Balance as at 1 April 2018	131,505,163.62	(817,557.32)	130,687,606.30
Transitional impact of adoption of Ind AS 115	(179,452,536.49)	-	(179,452,536.49)
Profit for the year	3,814,533.30	-	3,814,533.30
Other Comprehensive Income	-	(783,468.54)	(783,468.54)
Balance as at 31 March 2019	(44,132,839.57)	(1,601,025.86)	(45,733,865.43)

The notes referred to above form an integral part of financial statements.


As per our audit report of even date attached

For and on behalf of

B S D & Co.

Chartered Accountants

(Regn. No. -000312S)


Prakash Chand Surana
Partner

M.No. 010276



For and on behalf of board of directors


Pavan Agarwal
Director

Director

DIN: 02295157


Parmod Kumar
Director

Director

DIN: 01484427


Payal Shatma
Company Secretary

Company Secretary

Place: New Delhi

Date: **21 MAY 2019**


Manish Garg
Chief Executive officer


Arun Kumar Gupta
Chief Financial officer

ROBUST BUILDWELL PRIVATE LIMITED

Regd. Office: Sector 79 O, Omaxe City centre Faridabad, Haryana-121004

CIN: U74120HR2007PTC036993

Cash Flow Statement for the year ended March 31, 2019

Particulars	(Amount in Rupees)	
	Year Ended 31 March 2019	Year Ended 31 March 2018
A. Cash flow from operating activities		
Profit for the year before tax	581,650.78	102,106,930.22
Adjustments for :		
Depreciation and amortization expense	2,810,428.49	3,153,271.20
Interest income	(6,205,649.67)	(7,004,536.46)
Profit on sale of fixed assets	(640,194.67)	(86,504.61)
Interest and finance charges	93,851,649.33	132,928,271.16
Bad debts and advance written off	731,485.00	4,142.01
Liabilities no longer required written back	(22,848.60)	(537,587.92)
Operating profit/(loss) before working capital changes	91,106,520.66	230,563,985.60
Adjustments for working capital		
Other Non current Assets	1,994,710.27	2,012,158.45
Inventories	(485,433,077.90)	49,093,999.95
Trade receivables	(11,905,158.99)	(64,561,323.77)
Loans	9,264,794.00	2,442,589.00
Other financial assets	(814,607,155.24)	(175,054,114.95)
Other Current non-financial Assets	915,752,115.24	157,346,193.67
Trade payable and other financial and non financial liabilities	701,722,317.40	523,857,002.44
	316,788,544.78	495,136,504.79
Net cash flow generated from/(used in) operating activities	407,895,065.44	725,700,490.39
Direct tax paid	(18,799,044.21)	(60,996,163.67)
Net cash generated from/(used in) Operating activities (A)	389,096,021.23	664,704,326.72
B Cash flow from investing activities		
Purchase of fixed assets (including Capital work in progress)	(4,045,223.22)	(5,655,688.63)
Sale of fixed assets	2,767,916.00	787,500.00
Interest received	19,631,889.00	1,109,454.52
Movement in Bank deposits	86,978,833.00	(20,199.00)
Net cash generated from /(used in) investing activities (B)	105,333,414.78	(3,778,933.11)
C Cash flow from financing activities		
Proceed from Borrowings(net)	(413,974,571.99)	(555,591,676.14)
Interest and finance charges paid	(56,747,686.62)	(124,815,061.93)
Net cash (used in)/generated from Financing activities (C)	(470,722,258.61)	(680,406,738.07)
Net increase/(decrease) in cash and cash equivalents (A+B+C)	23,707,177.40	(19,481,344.46)
Opening balance of cash and cash equivalents	40,697,996.23	60,179,340.69
Closing balance of cash and cash equivalents	64,405,173.63	40,697,996.23



[Handwritten signature]

Pavan Agrawal

[Handwritten signature]

[Handwritten signature]

[Handwritten signature]

(Amount in Rupees)		
FOR THE YEAR ENDED	Year Ended	Year Ended
	31-Mar-19	31-Mar-18
COMPONENTS OF CASH AND CASH EQUIVALENTS AS AT		
Cash on hand	621,757.00	602,319.00
Balance with banks	63,417,802.15	40,095,677.23
Cheques on hand	365,614.48	-
Cash and cash equivalents at the end of the year	64,405,173.63	40,697,996.23

(Amount in Rupees)		
FOR THE YEAR ENDED	Year Ended	Year Ended
	31-Mar-19	31-Mar-18
RECONCILIATION STATEMENT OF CASH AND BANK BALANCES		
Cash and cash equivalents at the end of the year as per above	64,405,173.63	40,697,996.23
Add: Fixed deposits with banks (lien marked)	361,765.00	87,000,000.00
Cash and bank balance as per balance sheet (refer note 10 & 11)	64,766,938.63	127,697,996.23

DISCLOSURE AS REQUIRED BY IND AS 7

(Amount in Rupees)				
31-Mar-19	Opening Balance	Cash flows	Non Cash and other Changes	Closing balance
Long term secured borrowings	417,805,608.19	(413,974,571.99)	-	3,831,036.20
Short term unsecured borrowings	500,000.00	-	-	500,000.00
Total liabilities from financial activities	418,305,608.19	(413,974,571.99)	-	4,331,036.20

(Amount in Rupees)				
31-Mar-18	Opening Balance	Cash flows	Non Cash and other Changes	Closing balance
Long term secured borrowings	970,556,903.20	(555,591,676.14)	2,840,381.13	417,805,608.19
Short term unsecured borrowings	500,000.00	-	-	500,000.00
Total liabilities from financial activities	971,056,903.20	(555,591,676.14)	2,840,381.13	418,305,608.19

Note:- Depreciation includes amount charged to cost of material consumed, construction & other related project cost.

As per our audit report of even date attached

For and on behalf of
B S D & Co.
(Regn. No. 000312S)
Chartered Accountants

Prakash Chand Surana
Partner
M.No. 010276



For and on behalf of board of directors

Pavan Agarwal
Director
DIN: 02295157

Manish Gang
Chief Executive officer

Parmod Kumar
Director
DIN: 01484427

Arun Kumar Gupta
Chief Financial officer

Payal Sharma
Company Secretary

Place: New Delhi

Date: **21 MAY 2019**

A Significant Accounting Policies :

1 Corporate information

Robust Buildwell Private Limited ("The Company") is a entity incorporated in India. Registered address of the Company is sector 79, Omaxe City Centre Faridabad, Haryana-121004.
The Company is into the business of Real Estate.

2 Significant Accounting Policies :

(i) Basis of Preparation

The financial statements of the Company have been prepared in accordance with the Companies (Indian Accounting Standards) Rules 2015 ("Ind AS") issued by Ministry of Corporate Affairs ("MCA"). The Company has uniformly applied the accounting policies during the period presented.

(ii) Revenue Recognition

Revenue is measured at the fair value of the consideration received or receivable for goods supplied and services rendered, net of returns and discounts to customers.

(a) Real estate projects

The company derives revenue from execution of real estate projects. Effective from 1st April 2018, Revenue from Real Estate project is recognised in accordance with Ind AS 115 which establishes a comprehensive framework in determining whether how much and when revenue is to be recognised. Ind AS 115 replaces Ind AS 18 revenue and Ind AS 11 construction contracts which prescribes control approach for revenue recognition as against risk and rewards as per Ind AS 18. The company has opted to apply modified retrospective approach as per Ind AS 115 (refer note no. 36). Revenue from real estate projects are recognised upon transfer of control of promised real estate property to customer at an amount that reflects the consideration which the company expects to receive in exchange for such booking and is based on following 6 steps :

1. Identification of contract with customers

The company accounts for contract with a customer only when all the following criteria are met:

- Parties (i.e. the company and the customer) to the contract have approved the contract (in writing, orally or in accordance with business practices) and are committed to perform their respective obligations.
- The company can identify each customer's right regarding the goods or services to be transferred.
- The company can identify the payment terms for the goods or services to be transferred.
- The contract has commercial substance (i.e. risk, timing or amount of the company's future cash flow is expected to change as a result of the contract) and
- It is probable that the company will collect the consideration to which it will be entitled in exchange for the goods or services that will be transferred to the customer. Consideration may not be the same due to discount rate etc.

2. Identify the separate performance obligation in the contract:-

Performance obligation is a promise to transfer to a customer:

- Goods or services or a bundle of goods or services i.e. distinct or a series of goods or services that are substantially the same and are transferred in the same way.

• If a promise to transfer goods or services is not distinct from goods or services in a contract, then the goods or services are combined in a single performance obligation.

• The goods or services that is promised to a customer is distinct if both the following criteria are met:

- The customer can benefit from the goods or services either on its own or together with resources that are readily available to the customer (i.e. The goods or services are capable of being distinct) and
- The company's promise to transfer the goods or services to the customer is separately identifiable from the other promises in the contract (i.e. The goods or services are distinct within the context of the contract).

3. Satisfaction of the performance obligation:-

The company recognizes revenue when (or as) the company satisfies a performance obligation by transferring a promised goods or services to the customer.

The real estate properties are transferred when (or as) the customer obtains control of Property.

4 Determination of transaction price:-

The transaction price is the amount of consideration to which the company expects to be entitled in exchange for transferring promised goods or services to customer excluding GST.

The consideration promised in a contract with a customer may include fixed amount, variable amount or both. In determining transaction price, the company assumes that goods or services will be transferred to the customer as promised in accordance with the existing contract and the contract can't be cancelled, renewed or modified

5 Allocating the transaction price to the performance obligation:-

The allocation of the total contract price to various performance obligation are done based on their standalone selling prices, the stand alone selling price is the price at which the company would sell promised goods or services separately to the customers.

6. Recognition of revenue when (or as) the company satisfies a performance obligation:

Performance obligation is satisfied over time or at a point in time.

Performance obligation is satisfied over time if one of the criteria out of the following three is met:

- The customer simultaneously receives and consumes a benefit provided by the company's performance as the company performs.
- The company's performance creates or enhances an asset that a customer controls as asset is created or enhanced
- The company's performance doesn't create an asset within an alternative use to the company and the company has an enforceable right to payment for performance completed to date.

Therefore the revenue recognition for a performance obligation is done over time if one of the criteria is met out of the above three else revenue recognition for a performance obligation is done at point in time.

The company disaggregate revenue from real estate projects on the basis of nature of revenue.

(b) Project Management Fee

Project Management fee is accounted as revenue upon satisfaction of performance obligation as per agreed terms.

(c) Interest Income

Interest due on delayed payments by customers is accounted on accrual basis.

(d) Income from trading sales

Revenue from trading activities is accounted as revenue upon satisfaction of performance obligation.

(e) Dividend income

Dividend income is recognized when the right to receive the payment is established.



Sanu
Pavan Agrawal
Payal
Out
Out

(iii) **Borrowing Costs**

Borrowing cost that are directly attributable to the acquisition or construction of a qualifying asset (including real estate projects) are considered as part of the cost of the asset/project. All other borrowing costs are treated as period cost and charged to the statement of profit and loss in the year in which incurred.

(iv) **Property, Plant and Equipment**

Recognition and initial measurement

Properties, plant and equipment are stated at their cost of acquisition. The cost comprises purchase price, borrowing cost, if capitalization criteria are met and directly attributable cost of bringing the asset to its working condition for the intended use. Any trade discount and rebates are deducted in arriving at the purchase price.

Subsequent costs are included in the asset's carrying amount or recognised as a separate asset, as appropriate, only when it is probable that future economic benefits associated with the item will flow to the Company. All other repair and maintenance costs are recognised in statement of profit or loss as incurred.

Subsequent measurement (depreciation and useful lives)

Depreciation on Property, Plant and Equipment is provided on written down value method based on the useful life of the asset as specified in Schedule II to the Companies Act, 2013. The management estimates the useful life of the assets as prescribed in Schedule II to the Companies Act, 2013 except in the case of steel shuttering and scaffolding, whose life is estimated as five years considering obsolescence.

De-recognition

An item of property, plant and equipment and any significant part initially recognised is derecognized upon disposal or when no future economic benefits are expected from its use or disposal. Any gain or loss arising on de-recognition of the asset (calculated as the difference between the net disposal proceeds and the carrying amount of the asset) is included in the income statement when the asset is derecognized.

(v) **Intangible Assets**

Recognition and initial measurement

Intangible assets are stated at their cost of acquisition. The cost comprises purchase price, borrowing cost, if capitalization criteria are met and directly attributable cost of bringing the asset to its working condition for the intended use. Any trade discount and rebates are deducted in arriving at the purchase price.

Subsequent measurement (amortization and useful lives)

Intangible assets comprising of ERP & other computer software are stated at cost of acquisition less accumulated amortization and are amortised over a period of four years on straight line method.

(vi) **Impairment of Non Financial Assets**

The Company assesses at each balance sheet date whether there is any indication that an asset may be impaired. If any such indication exists, the Company estimates the recoverable amount of the asset. If such recoverable amount of the asset or the recoverable amount of the cash-generating unit to which the asset belongs is less than its carrying amount, the carrying amount is reduced to its recoverable amount. The reduction is treated as an impairment loss and is recognized in the statement of profit and loss.

(vii) **Financial Instruments**

(a) **Financial assets**

Initial recognition and measurement

Financial assets are recognised when the Company becomes a party to the contractual provisions of the financial instrument and are measured initially at fair value adjusted for transaction costs

Subsequent measurement

(1) Financial instruments at amortised cost – the financial instrument is measured at the amortised cost if both the following conditions are met:

(a) The asset is held within a business model whose objective is to hold assets for collecting contractual cash flows, and

(b) Contractual terms of the asset give rise on specified dates to cash flows that are solely payments of principal and interest (SPPI) on the principal amount outstanding.

After initial measurement, such financial assets are subsequently measured at amortised cost using the effective interest rate (EIR) method. All other debt instruments are measured at Fair Value through other comprehensive income or Fair value through profit and loss based on Company's business model.

De-recognition of financial assets

A financial asset is primarily de-recognised when the rights to receive cash flows from the asset have expired or the Company has transferred its rights to receive cash flows from the asset.

(b) **Financial liabilities**

Initial recognition and measurement

All financial liabilities are recognised initially at fair value and transaction cost that are attributable to the acquisition of the financial liabilities are also adjusted. These liabilities are classified as amortised cost.

Subsequent measurement

Subsequent to initial recognition, these liabilities are measured at amortised cost using the effective interest method. These liabilities include borrowings and deposits.

De-recognition of financial liabilities

A financial liability is de-recognised when the obligation under the liability is discharged or cancelled or expired. When an existing financial liability is replaced by another from the same lender on substantially different terms, or on the terms of an existing liability are substantially modified, such an exchange or modification is treated as the de-recognition of the original liability and the recognition of a new liability. The difference in the respective carrying amounts is recognised in the statement of profit or loss.

(c) **Financial guarantee contracts**

Financial guarantee contracts are those contracts that require a payment to be made to reimburse the holder for a loss it incurs because the specified party fails to make a payment when due in accordance with the terms of a debt instrument. Financial guarantee contracts are recognised initially as a liability at fair value, adjusted for transaction costs that are directly attributable to the issuance of the guarantee. Subsequently, the liability is measured at the higher of the amount of expected loss allowance determined as per impairment requirements of Ind-AS 109 and the amount recognised less cumulative amortization.

(d) **Impairment of financial assets**

The Company assesses on a forward looking basis the expected credit losses associated with its assets carried at amortised cost and FVOCI debt instruments. The impairment methodology applied depends on whether there has been a significant increase in credit risk. Note 43 details how the Company determines whether there has been a significant increase in credit risk.

For trade receivables only, the Company applies the simplified approach permitted by Ind AS 109 Financial Instruments, which requires expected lifetime losses to be recognised from initial recognition of the receivables.



Sanjay
Raj
Ravi Agarwal
Rajal

(c) **Offsetting of financial instruments**

Financial assets and financial liabilities are offset and the net amount is reported in the balance sheet if there is a currently enforceable legal right to offset the recognised amounts and there is an intention to settle on a net basis, to realize the assets and settle the liabilities simultaneously.

(viii) **Inventories and Projects in progress**

(a) **Inventories**

(i) Building material and consumable stores are valued at lower of cost and net realisable value. Cost is determined on the basis of the 'First in First out' method.

(ii) Land is valued at lower of cost and net realisable value. Cost is determined on average method. Cost includes cost of acquisition and all related costs.

(iii) Construction work in progress is valued at lower of cost and net realisable value. Cost includes cost of materials, services and other related overheads related to project under construction.

(b) **Projects in progress**

Projects in progress are valued at lower of cost and net realisable value. Cost includes cost of land, development rights, materials, construction, services, borrowing costs and other overheads relating to projects.

(ix) **Foreign currency translation**

(a) **Functional and presentation currency**

The financial statements are presented in currency INR, which is also the functional currency of the Company.

(b) **Foreign currency transactions and balances**

i. Foreign currency transactions are recorded at exchange rates prevailing on the date of respective transactions.

ii. Financial assets and financial liabilities in foreign currencies existing at balance sheet date are translated at year-end rates.

iii. Foreign currency translation differences related to acquisition of imported fixed assets are adjusted in the carrying amount of the related fixed assets. All other foreign currency gains and losses are recognized in the statement of profit and loss.

(x) **Retirement benefits**

i. Contributions payable by the Company to the concerned government authorities in respect of provident fund, family pension fund and employee state insurance are charged to the statement of profit and loss.

ii. The Company is having Group Gratuity Scheme with Life Insurance Corporation of India. Provision for gratuity is made based on actuarial valuation in accordance with Ind AS-19.

iii. Provision for leave encashment in respect of unavailed leave standing to the credit of employees is made on actuarial basis in accordance with Ind AS-19.

iv. Actuarial gains/losses resulting from re-measurements of the liability/asset are included in other comprehensive income.

(xi) **Provisions, contingent assets and contingent liabilities**

A provision is recognized when:

- the Company has a present obligation as a result of a past event;
- it is probable that an outflow of resources embodying economic benefits will be required to settle the obligation; and
- a reliable estimate can be made of the amount of the obligation.

A disclosure for a contingent liability is made when there is a possible obligation or a present obligation that may, but probably will not, require an outflow of resources. Where there is a possible obligation or a present obligation that the likelihood of outflow of resources is remote, no provision or disclosure is made.

(xii) **Earnings per share**

Basic earnings per share are calculated by dividing the Net Profit for the year attributable to equity shareholders by the weighted average number of equity shares outstanding during the year.

For the purpose of calculating diluted earnings per share, the Net Profit for the year attributable to equity shareholders and the weighted average number of shares outstanding during the year are adjusted for the effects of all dilutive potential equity share.

(xiii) **Operating lease**

Lease arrangements where the risk and rewards incident to ownership of an asset substantially vest with the lessor are recognized as operating lease. Lease rent under operating lease are charged to statement of profit and loss on a straight line basis over the lease term except where scheduled increase in rent compensate the lessor for expected inflationary costs.

(xiv) **Income Taxes**

i. Provision for current tax is made based on the tax payable under the Income Tax Act, 1961. Current income tax relating to items recognised outside profit and loss is recognised outside profit and loss (either in other comprehensive income or in equity)

ii. Deferred tax is recognised on temporary differences between the carrying amounts of assets and liabilities in the financial statements and the corresponding tax bases used in the computation of taxable profit.

Deferred tax liabilities and assets are measured at the tax rates that are expected to apply in the period in which the liability is settled or the asset realised, based on tax rates (and tax laws) that have been enacted or substantively enacted by the end of the reporting period. The carrying amount of Deferred tax liabilities and assets are reviewed at the end of each reporting period.

(xv) **Cash and Cash Equivalents**

Cash and Cash equivalents in the balance sheet comprises cash at bank and cash on hand, demand deposits and short term deposits which are subject to an insignificant change in value.

The amendment to Ind AS-7 requires entities to provide disclosure of change in the liabilities arising from financing activities, including both changes arising from cash flows and non cash changes (such as foreign exchange gain or loss). The Company has provided information for both current and comparative period in cash flow statement.



Handwritten signatures and names: Ravon Aggarwal, Payal, and other illegible signatures.

(xvi) Significant management judgement in applying accounting policies and estimation of uncertainty

Significant management judgements

When preparing the financial statements, management undertakes a number of judgements, estimates and assumptions about the recognition and measurement of assets, liabilities, income and expenses.

The following are significant management judgements in applying the accounting policies of the Company that have the most significant effect on the financial statements.

(a) Recognition of deferred tax assets

The extent to which deferred tax assets can be recognized is based on an assessment of the probability of the Company's future taxable income against which the deferred tax assets can be utilized.

Estimation of uncertainty

(a) Recoverability of advances/receivables

At each balance sheet date, based on historical default rates observed over expected life, the management assesses the expected credit loss on outstanding receivables and advances.

(b) Defined benefit obligation (DBO)

Management's estimate of the DBO is based on a number of critical underlying assumptions such as standard rates of inflation, medical cost trends, mortality, discount rate and anticipation of future salary increases. Variation in these assumptions may significantly impact the DBO amount and the annual defined benefit expenses.

(c) Provisions

At each balance sheet date on the basis of management judgment, changes in facts and legal aspects, the Company assesses the requirement of provisions against the outstanding warranties and guarantees. However the actual future outcome may be different from this judgement.

(d) Inventories

Inventory is stated at the lower of cost or net realisable value (NRV).

NRV for completed inventory is assessed including but not limited to market conditions and prices existing at the reporting date and is determined by the Company based on net amount that it expects to realise from the sale of inventory in the ordinary course of business.

NRV in respect of inventories under construction is assessed with reference to market prices (by referring to expected or recent selling price) at the reporting date less

estimated costs to complete the construction, and estimated cost necessary to make the sale. The costs to complete the construction are estimated by management

(e) Fair value measurements

Management applies valuation techniques to determine the fair value of financial instruments (where active market quotes are not available) and non-financial assets.

This involves developing estimates and assumptions consistent with how market participants would price the instrument / assets. Management bases its assumptions on observable data as far as possible but this may not always be available. In that case Management uses the best relevant information available. Estimated fair values may vary from the actual prices that would be achieved in an arm's length transaction at the reporting date

(f) Classification of assets and liabilities into current and non-current

The Management classifies assets and liabilities into current and non-current categories based on its operating cycle.



Handwritten signatures in blue ink. One signature is clearly legible as "Sanjay Agarwal". Other signatures are partially legible as "Raj" and "Rajal".

Note 1 : PROPERTY, PLANT AND EQUIPMENT

(Amount in Rupees)

Particulars	Plant and Machinery	Office Equipments	Furniture and Fixtures	Vehicle*	Computer and Printers	Total
Gross carrying amount						
Balance as at 1 April 2017	6,829,470.18	51,549.07	1,365,896.62	5,227,303.52	-	13,474,219.39
Additions	3,828,798.82	90,875.01	110,514.80	1,625,500.00	-	5,655,688.63
Disposals	(910,070.44)	-	-	-	-	(910,070.44)
Balance as at 31 March 2018	9,748,198.56	142,424.08	1,476,411.42	6,852,803.52	-	18,219,837.58
Balance as at 1 April 2018	9,748,198.56	142,424.08	1,476,411.42	6,852,803.52	-	18,219,837.58
Additions	375,324.70	62,930.52	547,155.00	3,055,013.00	4,800.00	4,045,223.22
Disposals	(3,243,109.88)	-	-	-	-	(3,243,109.88)
Balance as at 31 March 2019	6,880,413.38	205,354.60	2,023,566.42	9,907,816.52	4,800.00	19,021,950.92
Accumulated depreciation						
Balance as at 1 April 2017	610,048.53	21,117.16	442,777.17	3,026,941.08	-	4,100,883.94
Depreciation charge during the year	1,609,669.45	39,622.24	314,926.18	1,178,853.33	-	3,143,071.20
Disposals	(209,075.05)	-	-	-	-	(209,075.05)
Balance as at 31 March 2018	2,010,642.93	60,739.40	757,703.35	4,205,794.41	-	7,034,880.09
Balance as at 1 April 2018	2,010,642.93	60,739.40	757,703.35	4,205,794.41	-	7,034,880.09
Depreciation charge during the year	1,469,852.13	54,405.50	311,187.91	963,171.62	1,611.33	2,800,228.49
Disposals	(1,115,388.55)	-	-	-	-	(1,115,388.55)
Balance as at 31 March 2019	2,365,106.51	115,144.90	1,068,891.26	5,168,966.03	1,611.33	8,719,720.03
Net carrying amount as at 31 March 2019	4,515,306.87	90,209.70	954,675.16	4,738,850.49	3,188.67	10,302,230.89
Net carrying amount as at 31 March 2018	7,737,555.63	81,684.68	718,708.07	2,647,009.11	-	11,184,957.49

*Vehicles are hypothecated against the vehicle loan(refer note: 16.1)

Note:

(Amount in Rupees)

Particulars	Year ended 31 March 2019	Year ended 31 March 2018
Depreciation has been charged to		
- Cost of material consumed, construction & other related project cost (refer note 28)	1,469,852.13	1,609,669.45
- Statement of profit & loss	1,330,376.36	1,533,401.75
Total	2,800,228.49	3,143,071.20

Note 2 : OTHER INTANGIBLE ASSETS

(Amount in Rupees)

Particulars	Total
Gross carrying amount	
Balance as at 1 April 2017	40,800.00
Additions	-
Disposals	-
Balance as at 31 March 2018	40,800.00
Balance as at 1 April 2018	40,800.00
Additions	-
Disposals	-
Balance as at 31 March 2019	40,800.00
Accumulated depreciation	
Balance as at 1 April 2017	2,626.84
Depreciation charge during the year	10,200.00
Disposals	-
Balance as at 31 March 2018	12,826.84
Balance as at 1 April 2018	12,826.84
Depreciation charge during the year	10,200.00
Disposals	-
Balance as at 31 March 2019	23,026.84
Net carrying amount as at 31 March 2019	17,773.16
Net carrying amount as at 31 March 2018	27,973.16

Note:

(Amount in Rupees)

Particulars	Year ended 31 March 2019	Year ended 31 March 2018
Depreciation has been charged to		
- Cost of material consumed, construction & other related project cost (refer note 28)	-	-
- Statement of profit & loss	10,200.00	10,200.00
Total	10,200.00	10,200.00



Sanjay Pavan Agrawal Payal

Note 3 : NON CURRENT INVESTMENTS

(Amount in Rupees)

Particulars	As at 31 March 2019	As at 31 March 2018
Unquoted, at cost, fully paid up		
Investments In Equity Instruments of Subsidiaries		
10,000 (10,000) Equity shares of Anveshan Builders Private Limited of Rs 10 each	100,000.00	100,000.00
10,000 (10,000) Equity shares of Adesh Realcon Private Limited of Rs 10 each	100,000.00	100,000.00
10,000 (10,000) Equity shares of Navadip Developers Private Limited of Rs 10 each	100,000.00	100,000.00
10,000 (10,000) Equity shares of Abbas Realcon Private Limited of Rs 10 each	100,000.00	100,000.00
Total	400,000.00	400,000.00

Figures in bracket represent those of previous year

Note 4 : NON CURRENT LOANS

(Amount in Rupees)

Particulars	As at 31 March 2019	As at 31 March 2018
Security Deposits (unsecured)		
Considered good	1,749,850.00	999,850.00
Total	1,749,850.00	999,850.00

Note 5 : NON CURRENT OTHER FINANCIAL ASSETS

(Amount in Rupees)

Particulars	As at 31 March 2019	As at 31 March 2018
Bank deposits with maturity of more than 12 months held as margin money	-	340,598.00
Interest accrued on deposits	-	314.94
Total	-	340,912.94

Note - 6 : DEFERRED TAX ASSETS - (NET)

The movement on the deferred tax account is as follows:

(Amount in Rupees)

Particulars	As at 31 March 2019	As at 31 March 2018
At the beginning of the year	2,603,762.00	15,367,947.33
Credit/ (Charge) to statement of profit and loss (refer note 33)	(926,600.76)	(12,832,843.88)
Credit/ (Charge) to Other comprehensive Income	321,876.46	68,658.55
Addition in balance at beginning of the year on implementation	69,165,552.30	-
At the end of the year	71,164,590.00	2,603,762.00

Component of deferred tax assets/ (liabilities) :

(Amount in Rupees)

Particulars	As at 31 March 2019	As at 31 March 2018
Deferred Tax Asset		
Expenses Allowed On Payment Basis	2,115,040.00	1,321,003.00
Difference between book and tax base of fixed assets	1,211,590.00	1,282,759.00
Effect of Fair Valuation of Development Income and transitional impact of adoption of Ind AS 115	67,837,960.00	-
Total	71,164,590.00	2,603,762.00

Note 7 : OTHER NON CURRENT ASSETS

(Amount in Rupees)

Particulars	As at 31 March 2019	As at 31 March 2018
Prepaid Expenses	56,867.09	2,051,577.36
Total	56,867.09	2,051,577.36

Note 8: INVENTORIES

(Amount in Rupees)

Particulars	As at 31 March 2019	As at 31 March 2018
Building Material and Consumables	34,931,475.31	20,850,749.84
Land	77,198,070.76	66,193,461.30
Project In Progress	3,496,239,810.53	1,384,173,027.57
Total	3,608,369,356.60	1,471,217,238.71



San
Pavan Agrawal
Pooja

Note 9 : TRADE RECEIVABLES

Particulars	(Amount in Rupees)	
	As at 31 March 2019	As at 31 March 2018
(Unsecured, considered good unless otherwise stated)		
Considered Good	39,027,118.96	123,219,102.25
Total	39,027,118.96	123,219,102.25

Note 10 : CASH AND CASH EQUIVALENTS

Particulars	(Amount in Rupees)	
	As at 31 March 2019	As at 31 March 2018
Balances With Banks:-		
In Current Accounts	63,417,802.15	40,095,677.23
Cheques, Drafts on Hand	365,614.48	
Cash on Hand	621,757.00	602,319.00
Total	64,405,173.63	40,697,996.23

Note 11 : OTHER BANK BALANCES

Particulars	(Amount in Rupees)	
	As at 31 March 2019	As at 31 March 2018
Held As Margin Money	361,765.00	87,000,000.00
Total	361,765.00	87,000,000.00

Note 12 : CURRENT LOANS

Particulars	(Amount in Rupees)	
	As at 31 March 2019	As at 31 March 2018
(Unsecured, considered good unless otherwise stated)		
Loan to others	-	10,014,794.00
Total	-	10,014,794.00

Note - 12.1

Particulars of maximum balance during the year in nature of loans given to fellow subsidiary company:

Name of Company	(Amount in Rupees)	
	During the year ended 31 March 2019	During the year ended 31 March 2018
Atulah Contractors and Constructions Private Limited	-	12,457,383.00

Note 13 : OTHER FINANCIAL ASSETS- CURRENT

Particulars	(Amount in Rupees)	
	As at 31 March 2019	As at 31 March 2018
Interest accrued on deposits & others	401.41	13,426,325.80
Advances Recoverable In Cash (Unsecured considered good unless otherwise stated)		
-Holding/Fellow subsidiary companies	812,279,234.24	-
-Others	2,398,221.00	70,300.00
Unbilled Revenue		276,967,173.17
Total	814,677,856.65	290,463,798.97

Note - 13.1

Particulars in respect of advance recoverable in cash from Holding/Fellow subsidiary companies:

Name of Company	(Amount in Rupees)	
	As at 31 March 2019	As at 31 March 2018
Omaxe Forest Spa and Hills Developers Ltd.	17,494.00	-
Omaxe Buildhome limited	880,986.00	-
Garv Buildtech Private Limited	692,000,000.00	-
Ansh Builders Private Limited	13,140.00	-
Omaxe Limited	119,367,614.24	-
Total	812,279,234.24	-



Handwritten signatures and notes:
 Pavan Aggarwal
 Payal

Note 14 : OTHER CURRENT ASSETS

Particulars	(Amount in Rupees)	
	As at 31 March 2019	As at 31 March 2018
(Unsecured considered good unless otherwise stated)		
Advance against goods, services and others		
- Subsidiaries/Fellow Subsidiary Companies	449,693,099.00	1,008,946,975.00
- Related Party	139,040,000.00	55,000,000.00
- Others	136,550,955.50	595,505,407.00
	725,284,054.50	1,659,452,382.00
Balance With Government / Statutory Authorities	18,657,918.91	657,120.34
Prepaid Expenses	2,775,416.06	3,091,487.37
Total	746,717,389.47	1,663,200,989.71

Note - 14.1

Particulars in respect of advances to related parties :

Name of Company	Nature of Relation	(Amount in Rupees)	
		As at 31 March 2019	As at 31 March 2018
Adesh Realcon Private Limited	Subsidiary Company	183,780,562.00	191,280,562.00
Anveshan Builders Private Limited	Subsidiary Company	119,248,135.00	119,248,135.00
Abhas Realcon Private Limited	Subsidiary Company	128,553,731.00	128,553,731.00
Navadip Developers Private Limited	Subsidiary Company	16,995,478.00	16,995,478.00
Sri Balaji Green Heights Private Limited	Fellow Subsidiary company	400,000.00	1,000,000.00
Atulah Contractors and Constructions Private Limited	Fellow Subsidiary company	715,193.00	400,593,630.00
Jagdamba Contractors and Builders Limited	Fellow Subsidiary company	-	150,624,914.00
Omaxe Forest Spa and Hills Developers Limited	Fellow Subsidiary company	-	12,655.00
Omaxe India Trade Centre Private Limited	Subsi of Fellow Subsidiary company	-	5,310.00
Omaxe Buildwell Limited	Fellow Subsidiary company	-	632,560.00
Manik Buildcon Private Limited	Entities over which key managerial personnel and their relatives exercise significant control	-	55,000,000.00
DVM Realtors Private Limited	Entities over which key managerial personnel and their relatives exercise significant control	139,040,000.00	-
Total		588,733,099.00	1,063,946,975.00










Note 15 : EQUITY SHARE CAPITAL

Particulars	(Amount in Rupees)	
	As at 31 March 2019	As at 31 March 2018
Authorised		
38,000,000 (38,000,000) Equity Shares of Rs.10 Each	380,000,000.00	380,000,000.00
Issued, Subscribed & Paid Up		
38,000,000 (38,000,000) Equity Shares of Rs.10 Each fully Paid up	380,000,000.00	380,000,000.00
Total	380,000,000.00	380,000,000.00

Figures in bracket represent those of previous year

Note - 15.1

Reconciliation of the shares outstanding at the beginning and at the end of the year

Particulars	As at 31 March 2019		As at 31 March 2018	
	Numbers	Amount in Rupees	Numbers	Amount in Rupees
Equity Shares of Rs. 10 each fully paid up				
Shares outstanding at the beginning of the year	38,000,000	380,000,000.00	38,000,000	380,000,000.00
Shares Issued during the year	-	-	-	-
Shares bought back during the year	-	-	-	-
Shares outstanding at the end of the year	38,000,000	380,000,000.00	38,000,000	380,000,000.00

Note - 15.2

Terms/rights attached to shares
Equity

The company has only one class of equity shares having a par value of Rs 10/-per share. Each holder of equity shares is entitled to one vote per share.If new equity shares, issued by the company shall be ranked pari-passu with the existing equity shares. The company declares and pays dividend in Indian rupees. The dividend proposed if any by the Board of Directors is subject to the approval of the shareholders in the ensuing Annual General Meeting. In the event of liquidation of the company, the holders of equity shares will be entitled to receive remaining assets of the company, after distribution of all preferential amounts, if any in proportion to the number of equity shares held by the share holders.

Note - 15.3

Shares held by holding company and subsidiaries of holding Company in aggregate

Name of Shareholder	As at 31 March 2019		As at 31 March 2018	
	Number of Share held	Amount in Rupees	Number of Share held	Amount in Rupees
Equity Shares				
Omaxe Limited	28,500,000	285,000,000.00	28,500,000	285,000,000.00

Note - 15.4

Detail of shareholders holding more than 5% shares in equity capital of the Company

Equity Shares

Name of Shareholder	As at 31 March 2019		As at 31 March 2018	
	Number of Share held	% of Holding	Number of Share held	% of Holding
Omaxe Limited	28,500,000	75.00	28,500,000	75.00
Parmod Kumar	9,500,000	25.00	9,500,000	25.00

Note - 15.5

The company has not allotted any fully paid up shares pursuant to contract(s) without payment being received in cash.The company has neither allotted any fully paid up shares by way of bonus shares nor has bought back any class of share since date of its incorporation.



[Handwritten signature]

Pawan Aggarwal

Payal

[Handwritten signature]

[Handwritten signature]

Note 16 : BORROWINGS-NON CURRENT

Particulars	(Amount in Rupees)	
	As at 31 March 2019	As at 31 March 2018
Secured		
Term Loans		
Vehicle Loans	2,507,665.30	1,200,952.20
Total	2,507,665.30	1,200,952.20

Note - 16.1

Nature of security of long term borrowings are as under:

Particulars	Amount Outstanding		Current Maturities	
	As at 31 March 2019	As at 31 March 2018	As at 31 March 2019	As at 31 March 2018
Secured				
Term loan from bank is secured by equitable mortgage of Project property in possession of the Company and charge on all current assets of the company, including all types of stocks at site, goods in transit and company's book debts/receivables. Term loan from Bank is further secured by corporate guarantee of holding company and personal guarantee of directors of the holding company.		415,930,591.49		415,930,591.49
Vehicle loan are secured by hypothecation of the vehicles purchased there against	3,831,036.20	1,875,016.70	1,323,370.90	674,064.50
Interest Accrued and Due on Borrowings		4,812,007.00		4,812,007.00
Total	3,831,036.20	422,617,615.19	1,323,370.90	421,416,662.99

16.2 The year wise repayment schedule of long term borrowings :

Particulars	outstanding as at 31.03.2019	Years wise repayment schedule with in 1 year			
		1-2 year	2-3 year	more than 3 year	
Secured					
Term loans					
Vehicle Loan	3,831,036.20	1,323,370.90	1,100,821.30	702,662.00	
Total Long Term Borrowings	3,831,036.20	1,323,370.90	1,100,821.30	704,182.00	



Handwritten signature in blue ink.

Handwritten signature in blue ink: Ranjan Aggarwal

Handwritten signature in blue ink.

Handwritten signature in blue ink: Rajat

Note 17 :NON CURRENT TRADE PAYABLES

Particulars	(Amount in Rupees)	
	As at 31 March 2019	As at 31 March 2018
Deferred Payment Liabilities		
In respect of development & other charges to be paid on deferred credit terms to authorities	36,393,183.00	181,965,919.00
Total	36,393,183.00	181,965,919.00

Note 18 : NON CURRENT OTHER FINANCIAL LIABILITIES

Particulars	(Amount in Rupees)	
	As at 31 March 2019	As at 31 March 2018
Security deposits received	7,661,152.16	3,152,868.59
Rebates Payable To Customers	135,327,951.94	2,484,938.30
Total	142,989,104.10	5,637,806.89

Note - 19 : OTHER NON CURRENT LIABILITIES

Particulars	(Amount in Rupees)	
	As at 31 March 2019	As at 31 March 2018
Deferred Income	2,065,338.28	2,159,829.19
Total	2,065,338.28	2,159,829.19

Note 20 : PROVISIONS-NON CURRENT

Particulars	(Amount in Rupees)	
	As at 31 March 2019	As at 31 March 2018
Leave Encashment	2,401,932.00	1,564,157.00
Gratuity	4,353,557.00	2,505,217.00
Total	6,755,489.00	4,069,374.00

Note 21 : BORROWINGS-CURRENT

Particulars	(Amount in Rupees)	
	As at 31 March 2019	As at 31 March 2018
Unsecured		
Loan from director (repayable on demand)	500,000.00	500,000.00
Total	500,000.00	500,000.00

Note 22 : CURRENT TRADE PAYABLES

Particulars	(Amount in Rupees)	
	As at 31 March 2019	As at 31 March 2018
Deferred Payment Liabilities		
In respect of development & other charges to be paid on deferred credit terms to authorities	358,127,291.00	233,091,057.00
Other Trade Payables		
- Due to Micro Enterprises & Small Enterprises	27,155,176.00	28,911,177.00
- Fellow Subsidiary Companies	524,464.00	655,365.00
- Others	191,304,533.62	173,938,097.96
Total	577,111,464.62	436,595,696.96



[Handwritten signature]

[Handwritten signature]

[Handwritten signature: Pavan Aggarwal]

[Handwritten signature: Payal]

Note - 22.1

* The information as required to be disclosed under The Micro, Small and Medium Enterprises Development Act, 2006 ("the Act") has been determined to the extent such parties have been identified by the company, on the basis of information and records available.

Particulars	(Amount in Rupees)	
	As at 31 March 2019	As at 31 March 2018
Principal amount due to suppliers under MSMED Act, 2006	27,155,176.00	28,911,177.00
Interest accrued and due to supplier under MSMED Act, 2006 on above amount	528,176.00	439,610.00
Payment made to suppliers (other than interest) beyond appointed day during the year	22,706,496.00	76,102,089.00
Interest paid to suppliers under MSMED Act, 2006	-	-
Interest due and payable on payment made to suppliers beyond appointed date during the year	983,240.00	426,468.00
Interest accrued and remaining unpaid at the end of the accounting year	2,075,146.00	1,022,986.00
Interest charged to statement of profit and loss account during the year for the purpose of disallowance under section 23 of MSMED Act, 2006	1,052,160.00	794,864.00

Note 23 : CURRENT OTHER FINANCIAL LIABILITIES

Particulars	(Amount in Rupees)	
	As at 31 March 2019	As at 31 March 2018
Current maturities of Long term Borrowings	1,323,370.90	421,416,662.99
Interest Accrued But Not Due On Borrowings	22,703.38	7,592.67
Due to Directors	-	17,250.00
Rebate Payable	205,388,286.05	4,662,382.01
Employees Payable	5,069,472.00	2,854,698.00
Interest On Trade Payables	53,391,246.00	11,490,387.00
Advance from Subsidiary of Fellow Subsidiary Company	129,395.00	-
Others	34,249,176.34	10,000.00
Total	299,573,649.67	440,458,972.67

Note 24 : OTHER CURRENT LIABILITIES

Particulars	(Amount in Rupees)	
	As at 31 March 2019	As at 31 March 2018
Statutory Dues Payable	11,893,458.75	16,962,917.05
Deferred income	2,348,811.61	94,490.91
Advance from customers and others	-	-
From Holding Company	-	148,707,795.36
From Others	3,947,131,598.82	1,937,762,616.07
Total	3,961,373,869.18	2,103,527,819.39

Note 25: PROVISIONS-CURRENT

Particulars	(Amount in Rupees)	
	As at 31 March 2019	As at 31 March 2018
Leave Encashment	62,421.00	41,058.00
Gratuity	90,546.00	58,284.00
Total	152,967.00	99,342.00



des

RA

Pavan Agrawal

Payal

des

Note 26 : REVENUE FROM OPERATIONS

Particulars	(Amount in Rupees)	
	Year Ended 31 March 2019	Year Ended 31 March 2018
Income From Real Estate Projects	30,840,038.42	1,350,353,812.83
Income From Trading Goods	2,742,101.00	1,502,773.00
Other Operating Income	3,155,765.43	2,534,982.00
Total	36,737,904.85	1,354,391,567.83

Disaggregation of revenue is as below:-

Nature of Revenue	(Amount in Rupees)		
	Operating Revenue	Other Operating Revenue	Total
Real Estate Projects	30,840,038.42	886,300.43	31,726,338.85
Trading	2,742,101.00	-	2,742,101.00
Others	-	2,269,465.00	2,269,465.00
Total	33,582,139.42	3,155,765.43	36,737,904.85

While disclosing the aggregate amount of transaction price yet to be recognised as revenue towards unsatisfied (or partially satisfied) performance obligations, the Company has applied the practical expedient in Ind AS 115. The aggregate value of transaction price allocated to unsatisfied (or partially satisfied) performance obligations is Rs. 7,273,311,731.21 which is expected to be recognised as revenue in the subsequent years, however revenue to be recognised in next one year is not ascertainable due to nature of industry in which company is operating.

Particulars	(Amount in Rupees)	
	Year Ended 31 March 2019	Year Ended 31 March 2018
Advances at beginning of the year	1,937,762,616.07	
Add: Increase in advances due to implementation of INDAS 115 w.e.f 01.04.2018	1,527,272,813.33	
Add: Advances received during the year (net)	518,834,074.27	
Less: Revenue recognised during the year	36,737,904.85	
Advances at the end of the year	3,947,131,598.82	

Reconciliation of revenue recognised with the contracted price is as follows:

Particulars	(Amount in Rupees)	
	Year Ended 31 March 2019	Year Ended 31 March 2018
Contracted price	36,822,883.71	
Reduction towards variable consideration components	84,978.86	
Revenue recognized	36,737,904.85	

Note 27 : OTHER INCOME

Particulars	(Amount in Rupees)	
	Year Ended 31 March 2019	Year Ended 31 March 2018
Interest Income on bank deposits	6,093,320.67	6,572,500.94
Interest Income Others	112,329.00	432,035.52
Miscellaneous Income	500,956.01	449,929.14
Profit on sale of fixed assets	640,194.67	86,504.61
Gain on financial assets/liabilities carried at amortised cost	94,490.91	23,494.66
Liabilities no longer required written back(net)	22,848.60	537,587.92
Total	7,464,139.86	8,102,052.79



San

Pavan Agarwal

Pavai

San

Note 28 : COST OF MATERIAL CONSUMED, CONSTRUCTION & OTHER RELATED PROJECT COST

Particulars	(Amount in Rupees)	
	Year Ended 31 March 2019	Year Ended 31 March 2018
Inventory at the Beginning of The Year		
Building Materials And Consumables	20,850,749.84	22,090,144.27
Land	66,193,461.30	327,929,507.30
	<u>87,044,211.14</u>	<u>350,019,651.57</u>
Add: Incurred During The Year		
Land, Development and Other Rights	13,431,401.00	538,873,488.00
Building Materials	158,684,220.77	195,737,813.14
Construction Cost	185,064,003.43	239,278,814.63
Employee cost	27,761,148.00	25,670,187.00
Rates and taxes	733,659.40	5,056,758.00
Administration Expenses	23,720,730.22	27,009,648.19
Depreciation	1,469,852.13	1,609,669.45
Power & Fuel and Other Electrical Cost	11,202,381.16	11,586,051.04
Repairs And Maintenance-Plant And Machinery	110,572.00	
Finance Cost	90,338,876.63	132,634,853.31
	<u>512,516,844.74</u>	<u>1,177,457,282.76</u>
Less: Inventory at the End of The Year		
Building Materials and Consumables	34,931,475.31	20,850,749.84
Land	77,198,070.76	66,193,461.30
	<u>112,129,546.07</u>	<u>87,044,211.14</u>
Total	<u>487,431,509.81</u>	<u>1,440,432,723.19</u>

Note 29 : CHANGES IN INVENTORIES OF PROJECT IN PROGRESS

Particulars	(Amount in Rupees)	
	Year Ended 31 March 2019	Year Ended 31 March 2018
Inventory at the Beginning of the Year		
Projects In Progress*	3,035,892,067.56	1,170,291,586.29
	<u>3,035,892,067.56</u>	<u>1,170,291,586.29</u>
Inventory at the End of the Year		
Projects In Progress	3,496,239,810.53	1,384,173,027.57
	<u>3,496,239,810.53</u>	<u>1,384,173,027.57</u>
Changes In Inventory	<u>(460,347,742.97)</u>	<u>(213,881,441.28)</u>

*includes Rs. 1,651,719,039.99 as addition in balance at the beginning of the year due to implementation of Ind AS 115 (refer note no 36)

Note 30 : EMPLOYEE BENEFIT EXPENSES

Particulars	(Amount in Rupees)	
	Year Ended 31 March 2019	Year Ended 31 March 2018
Salaries, Wages, Allowances And Bonus	28,511,973.00	25,728,088.00
Contribution To Provident And Other Funds	589,316.00	624,788.00
Staff Welfare Expenses	533,046.00	514,984.00
	<u>29,634,335.00</u>	<u>26,867,860.00</u>
Less: Allocated to Projects	27,761,148.00	25,670,187.00
Total	<u>1,873,187.00</u>	<u>1,197,673.00</u>



Sanjay

Raman Aggarwal

Payal

Des

Note 31 : FINANCE COST

Particulars	(Amount in Rupees)	
	Year Ended 31 March 2019	Year Ended 31 March 2018
Interest On		
-Term Loans	20,416,691.35	94,762,512.62
-Others	70,119,527.58	33,907,897.89
Other Borrowing Cost	138,087.48	1,074,503.85
Bank charges	3,177,342.92	3,183,356.80
	<u>93,851,649.33</u>	<u>132,928,271.16</u>
Less: Allocated to Projects	90,338,876.63	132,634,853.31
Total	<u><u>3,512,772.70</u></u>	<u><u>293,417.85</u></u>

Note 32 : OTHER EXPENSES

Particulars	(Amount in Rupees)	
	Year Ended 31 March 2019	Year Ended 31 March 2018
Administrative Expenses		
Rent	194,677.00	423,724.15
Rates And Taxes	509,355.74	2,600,956.22
Insurance	65,447.31	201,609.85
Repairs And Maintenance- Building	-	7,340.00
Repairs And Maintenance- Others	320,267.20	447,059.00
Vehicle Running And Maintenance	26,239.00	50,451.00
Travelling And Conveyance	2,300,254.00	11,786,875.00
Legal And Professional Charges	19,181,958.00	10,801,244.00
Printing And Stationery	174,554.50	463,839.89
Postage, Telephone & Courier	140,436.00	79,770.00
Donation	1,100,000.00	432,000.00
Auditors' Remuneration	16,600.00	10,000.00
Directors Sitting Fees	15,000.00	45,000.00
Bad Debts & Advances Written Off	731,485.00	4,142.01
Corporate Social Responsibility expenses	177,888.00	-
Miscellaneous Expenses	1,443,703.00	376,731.33
	<u>26,397,864.75</u>	<u>27,730,742.45</u>
Less: Allocated to Projects	23,720,730.22	27,009,648.19
	<u>2,677,134.53</u>	<u>721,094.26</u>
Selling Expenses		
Business Promotion	1,187,170.00	7,890,054.00
Commission	637,327.00	14,480,710.63
Advertisement And Publicity	5,308,459.50	7,708,857.00
	<u>7,132,956.50</u>	<u>30,079,621.63</u>
Less: Allocated to Projects		
	<u>7,132,956.50</u>	<u>30,079,621.63</u>
Total	<u><u>9,810,091.03</u></u>	<u><u>30,800,715.89</u></u>



Pavan Agarwal
Pooja
19/2

Note 33 : INCOME TAX

(Amount in Rupees)

Particulars	Year Ended	Year Ended
	31 March 2019	31 March 2018
Tax expense comprises of:		
Current income tax	-	36,152,501.00
Earlier years tax adjustments (net)	(4,159,483.28)	2,910,623.00
Deferred tax	926,600.76	12,832,843.88
	(3,232,882.52)	51,895,967.88

The major components of income tax expense and the reconciliation of expected tax expense based on the domestic effective tax rate of the Company at 27.82% and the reported tax expense in statement of profit and loss are as follows:

(Amount in Rupees)

Particulars	Year Ended	Year Ended
	31 March 2019	31 March 2018
Accounting profit before tax	581,650.78	102,106,930.22
Applicable tax rate	27.820%	33.063%
Computed tax expense	161,815.00	33,759,614.00
Tax effect of :		
Earlier year tax adjustment	(4,159,483.28)	2,910,623.00
Tax Impact of expenses which will never be allowed	139,731.51	405,753.00
Others	625,054.25	14,819,977.88
Total	(3,232,882.52)	51,895,967.88

Note 34 : EARNINGS PER SHARE

(Amount in Rupees)

Particulars	Year Ended	Year Ended
	31 March 2019	31 March 2018
Profit/(loss) attributable to equity shareholders (Amount in Rupees)	3,814,533.30	50,210,962.34
Weighted average number of equity shares	38,000,000	38,000,000
Nominal value per share	10.00	10.00
Earnings per equity share		
Basic	0.10	1.32
Diluted	0.10	1.32

Note 35 : CONTINGENT LIABILITIES AND COMMITMENTS

(Amount in Rupees)

Particulars	As at	As at
	31 March 2019	31 March 2018
I Claim against the Company not acknowledge as debts	133,940.00	-
II Income Tax	47,880.00	47,880.00
III Bank Guarantees in respect of the Company	200,000.00	200,000.00
IV Bank Guarantee Given by Holding company namely Omaxe Limited on behalf of the Company	43,415,000.00	43,415,000.00
V The Company may be contingently liable to pay damages / interest in the process of execution of real estate and construction projects and for specific non-performance of certain agreements, the amount of which cannot presently be ascertained	Amount unascertainable	Amount unascertainable

Note 36: Effective from 1st April, 2018, the company has applied Ind AS 115 which replaces Ind AS 18 and Ind AS 11. In accordance with Ind AS 115, the company has opted to apply modified retrospective approach, accordingly profit recognised till 31st March, 2018 on projects not completed/ not offered for possession amounting to Rs. 179,452,536.49 have been adjusted against retained earnings as on 1st April, 2018 (net of deferred tax assets of Rs. 69,165,522.30) by reversal of revenue of Rs.1,900,337,128.78 resulting in increase in advance from customers of Rs. 1,527,272,813.33 and decrease in trade receivable of Rs. 96,097,142.28 and decrease in unbilled revenue of Rs. 276,967,173.17 and increase in Project in progress Rs. 1,651,719,039.99

Under modified retrospective approach, the comparative of previous year have not been restated and hence not comparable. Had Ind AS 18 and Ind AS 11 were not been replaced with Ind AS 115, revenue from operations and net profit after tax for the year ended 31st March, 2019 would have been higher by Rs.351,587,242.42 and Rs. 28,143,033.57 respectively.

Note 37: Balances of trade receivable, trade payable, loan/ advances given and other financial and non financial assets and liabilities are subject to reconciliation and confirmation from respective parties. The balance of said trade receivable, trade payable, loan/ advances given and other financial and non financial assets and liabilities are taken as shown by the books of accounts. The ultimate outcome of such reconciliation and confirmation cannot presently be determined, therefore, no provision for any liability that may result out of such reconciliation and confirmation has been made in the financial statement, the financial impact of which is unascertainable due to the reasons as above stated.

Note 38 :The amount of expenditure for the year ended 31st March, 2019, which the Company was required to incur related to Corporate Social Responsibility as per section 135 of Companies Act, 2013 worked out to be Rs.14,75,240.82 (P.Y. 700,304.77). During the year ended 31st March, 2019, the Company has incurred a sum of Rs. 177,888.00 (P.Y. Nil) on this account.



[Handwritten signature]

[Handwritten signature]

[Handwritten signature]

[Handwritten signature]

Note 39 : EMPLOYEE BENEFIT OBLIGATIONS

1) Post-Employment Obligations - Gratuity

The Company provides gratuity for employees in India as per the Payment of Gratuity Act, 1972. Employees who are in continuous service for a period of 5 years are eligible for gratuity. The amount of gratuity payable on retirement/termination is the employees' last drawn basic salary per month computed proportionately for 15 days salary multiplied by the number of years of service. For the funded plan the Company makes contributions to recognised funds in India. The Company does not fully fund the liability and maintains a target level of funding to be maintained over a period of time based on estimations of expected gratuity payments.

The amounts recognised in the Statement of Financial Position and the movements in the net defined benefit obligation over the year are as follows:

(Amount in Rupees)		
a. Reconciliation of present value of defined benefit obligation and the fair value of plan assets		
	As at 31 March 2019	As at 31 March 2018
Present value obligation as at the end of the year	4,444,103.00	2,563,501.00
Fair value of plan assets as at the end of the year	-	-
Net liability (asset) recognized in balance sheet	4,444,103.00	2,563,501.00
b. Particulars		
	As at 31 March 2019	As at 31 March 2018
Current liability	90,546.00	58,284.00
Non-current liability	4,353,557.00	2,505,217.00
Total	4,444,103.00	2,563,501.00
c. Expected contribution for the next annual reporting period		
	As at 31 March 2019	As at 31 March 2018
Service Cost	656,929.00	495,428.00
Net Interest Cost	339,974.00	197,390.00
Total	996,903.00	692,818.00
d. Changes in defined benefit obligation		
	As at 31 March 2019	As at 31 March 2018
Present value obligation as at the beginning of the year	2,563,501.00	1,769,776.00
Interest cost	197,390.00	133,441.00
Past Service Cost including curtailment Gains/Losses	-	-
Service cost	577,867.00	424,506.00
Benefit paid	-	-
Actuarial loss/(gain) on obligations	1,105,345.00	235,778.00
Present value obligation as at the end of the year	4,444,103.00	2,563,501.00
e. Amount recognized in the statement of profit and loss		
	Year Ended 31 March 2019	Year Ended 31 March 2018
Current service cost	577,867.00	424,506.00
Past Service Cost including curtailment Gains/Losses	-	-
Net Interest cost	197,390.00	133,441.00
Amount recognised in the statement of profit and loss	775,257.00	557,947.00
f. Other Comprehensive Income		
	As at 31 March 2019	As at 31 March 2018
Net cumulative unrecognized actuarial gain/(loss) opening	(1,230,453.00)	(994,675.00)
Actuarial gain/(loss) on PBO	(1,105,345.00)	(235,778.00)
Actuarial gain/(loss) for the year on Asset	-	-
Unrecognised actuarial gain/(loss) at the end of the year	(2,335,798.00)	(1,230,453.00)
g. Economic Assumptions		
	As at 31 March 2019	As at 31 March 2018
Discount rate	7.65%	7.70%
Future salary increase	6.00%	6.00%



San ~~~~~

Rut

Rohan Agarwal

Rajat

Demographic Assumptions	As at 31 March 2019	As at 31 March 2018
Retirement Age (Years)	58	58
Mortality rates inclusive of provision for disability	100% of IALM (2006-08)	
Ages	Withdrawal Rate (%)	Withdrawal Rate (%)
Up to 30 Years	3.00	3.00
From 31 to 44 Years	2.00	2.00
Above 44 Years	1.00	1.00

(Amount in Rupees)		
Sensitivity analysis for gratuity liability	As at 31 March 2019	As at 31 March 2018
Impact of the change in discount rate		
Present value of obligation at the end of the year	4,444,103.00	2,563,501.00
a) Impact due to increase of 0.50 %	(268,854.00)	(179,691.00)
b) Impact due to decrease of 0.50 %	294,503.00	198,471.00

(Amount in Rupees)		
Impact of the change in salary increase	As at 31 March 2019	As at 31 March 2018
Present value of obligation at the end of the year	4,444,103.00	2,563,501.00
a) Impact due to increase of 0.50%	297,832.00	200,820.00
b) Impact due to decrease of 0.50 %	(274,088.00)	(183,249.00)

(Amount in Rupees)		
Maturity Profile of Defined Benefit Obligation	As at 31 March 2019	As at 31 March 2018
Year		
0 to 1 year	90,546.00	58,284.00
1 to 2 year	71,654.00	43,108.00
2 to 3 year	72,175.00	43,496.00
3 to 4 year	75,570.00	45,069.00
4 to 5 year	151,460.00	109,659.00
5 to 6 year	306,306.00	44,585.00
6 Year onward	3,676,392.00	2,219,300.00

The major categories of plan assets are as follows: (As Percentage of total Plan Assets)	As at 31 March 2019	As at 31 March 2018
Funds Managed by Insurer	-	-

2) Leave Encashment

Provision for leave encashment in respect of unavailed leaves standing to the credit of employees is made on actuarial basis. The Company does not maintain any fund to pay for leave encashment

3) Defined Contribution Plans

The Company also has defined contribution plan i.e. contributions to provident fund in India for employees. The Company makes contribution to statutory fund in accordance with Employees Provident Fund and Misc. Provision Act, 1952. This is post employment benefit and is in the nature of defined contribution plan. The contributions are made to registered provident fund administered by the government. The provident fund contribution charged to statement of profit & loss for the year ended 31 March, 2019 amount to Rs. 3,15,146.00 (PY Rs. 3,27,596.00).

Note 40 : AUDITOR'S REMUNERATION

(Amount in Rupees)		
Particulars	Year Ended 31 March 2019	Year Ended 31 March 2018
Audit fees	10,000.00	10,000.00
Certification fee	6,600.00	-
Total	16,600.00	10,000.00

Note 41 : SEGMENT INFORMATION

In line with the provisions of Ind AS 108 - Operating Segments and on the basis of review of operations being done by the management of the Company, the operations of the Company falls under real estate business, which is considered to be the only reportable segment by management.

(Amount in Rupees)		
Revenue from operations	Year Ended 31 March 2019	Year Ended 31 March 2018
Within India	36,737,904.85	1,354,391,567.83
Outside India	-	-
Total	36,737,904.85	1,354,391,567.83

None of the non-current assets are held outside India.

No single customer represent 10% or more of Company's total revenue for the year ended 31st March, 2019.



[Handwritten signature]

[Handwritten signature]

[Handwritten signature]

[Handwritten signature]

[Handwritten signature]

Note 42: FAIR VALUE MEASUREMENTS

(i) Financial Assets by category

(Amount in Rupees)

Particulars	Note	As at 31 March 2019	As at 31 March 2018
Financial Assets			
At Amortised Cost			
Non Current			
Loans	4	1,749,850.00	999,850.00
Other Financial Assets	5	-	340,912.94
Current			
Trade Receivables	9	39,027,118.96	123,219,102.25
Cash & Cash Equivalents	10	64,405,173.63	40,697,996.23
Other Bank Balances	11	361,765.00	87,000,000.00
Loans	12	-	10,014,794.00
Other Financial Assets	13	814,677,856.65	290,463,798.97
Total Financial Assets		920,221,764.24	552,736,454.39
Financial Liabilities			
At Amortised Cost			
Non-current liabilities			
Borrowing	16	2,507,665.30	1,200,952.20
Trade Payables	17	36,393,183.00	181,965,919.00
Other Financial Liabilities	18	142,989,104.10	5,637,806.89
Current Liabilities			
Borrowing	21	500,000.00	500,000.00
Trade Payables	22	577,111,464.62	436,595,696.96
Other Financial Liabilities	23	299,573,649.67	440,458,972.67
Total Financial Liabilities		1,059,075,066.69	1,066,359,347.72

Investment in subsidiaries are measured at cost as per Ind AS 27, 'Separate financial statements'.

(ii) Fair value of financial assets and liabilities measured at amortised cost

(Amount in Rupees)

Particulars	As at 31 March 2019		As at 31 March 2018	
	Carrying Amount	Fair Value	Carrying Amount	Fair Value
Financial Assets				
Non Current				
Loans	1,749,850.00	1,749,850.00	999,850.00	999,850.00
Other Financial Assets	-	-	340,912.94	340,912.94
Current				
Trade Receivables	39,027,118.96	39,027,118.96	123,219,102.25	123,219,102.25
Cash & Cash Equivalents	64,405,173.63	64,405,173.63	40,697,996.23	40,697,996.23
Other Bank Balances	361,765.00	361,765.00	87,000,000.00	87,000,000.00
Loans	-	-	10,014,794.00	10,014,794.00
Other Financial Assets	814,677,856.65	814,677,856.65	290,463,798.97	290,463,798.97
Total Financial Assets	920,221,764.24	920,221,764.24	552,736,454.39	552,736,454.39
Financial Liabilities				
Non-current liabilities				
Borrowing	2,507,665.30	2,507,665.30	1,200,952.20	1,200,952.20
Trade Payables	36,393,183.00	36,393,183.00	181,965,919.00	181,965,919.00
Other Financial Liabilities	142,989,104.10	142,989,104.10	5,637,806.89	5,637,806.89
Current Liabilities				
Borrowing	500,000.00	500,000.00	500,000.00	500,000.00
Trade Payables	577,111,464.62	577,111,464.62	436,595,696.96	436,595,696.96
Other Financial Liabilities	299,573,649.67	299,573,649.67	440,458,972.67	440,458,972.67
Total Financial Liabilities	1,059,075,066.69	1,059,075,066.69	1,066,359,347.72	1,066,359,347.72

For short term financial assets and liabilities carried at amortized cost, the carrying value is reasonable approximation of fair value.



Handwritten signatures in blue ink, including the name 'Pavan Aggarwal' and other illegible signatures.

Note 43 : RISK MANAGEMENT

The Company's activities expose it to market risk, liquidity risk and credit risk. The management has the overall responsibility for the establishment and oversight of the Company's risk management framework. This note explains the sources of risk which the entity is exposed to and how the entity manages the risk and the related impact in the financial statements.

Credit risk

Credit risk is the risk that a counterparty fails to discharge its obligation to the Company. The Company's exposure to credit risk is influenced mainly by cash and cash equivalents, trade receivables and financial assets measured at amortised cost. The Company continuously monitors defaults of customers and other counterparties and incorporates this information into its credit risk controls.

Credit risk management

Credit risk rating

The Company assesses and manages credit risk of financial assets based on following categories arrived on the basis of assumptions, inputs and factors specific to the class of financial assets.

- A: Low credit risk on financial reporting date
- B: Moderate credit risk
- C: High credit risk

The Company provides for expected credit loss based on the following:

Credit risk	Basis of categorisation	Provision for expected credit loss
Low credit risk	Cash and cash equivalents, Other bank balances and Investments	12 month expected credit loss
Moderate credit risk	Trade receivables and other financial assets	Life time expected credit loss or 12 month expected credit loss

Based on business environment in which the Company operates, a default on a financial asset is considered when the counter party fails to make payments within the agreed time period as per contract. Loss rates reflecting defaults are based on actual credit loss experience and considering differences between current and historical economic conditions.

Assets are written off when there is no reasonable expectation of recovery, such as a debtor declaring bankruptcy or a litigation decided against the Company. The Company continues to engage with parties whose balances are written off and attempts to enforce repayment. Recoveries made are recognised in the statement of profit and loss.

Credit rating	Particulars	(Amount in Rupees)	
		As at 31 March 2019	As at 31 March 2018
A: Low credit risk	Cash and cash equivalents, Other Bank Balances and Investment	65,166,938.63	128,097,996.23
B: Moderate credit risk	Trade receivables other financial assets	855,454,825.61	425,038,458.16

Concentration of trade receivables

Trade receivables consist of a large number of customers spread across various states in India with no significant concentration of credit risk.

Liquidity risk

Liquidity risk is the risk that the Company will encounter difficulty in meeting the obligations associated with its financial liabilities that are settled by delivering cash or another financial asset. The Company's approach to managing liquidity is to ensure as far as possible, that it will have sufficient liquidity to meet its liabilities when they are due.



Put *Rajan Aggarwal* *Payal*
Put
San

Maturities of financial liabilities

The tables below analyse the financial liabilities into relevant maturity pattern based on their contractual maturities.

(Amount in Rupees)

Particulars	Less than 1 year	1 - 2 years	2 - 3 years	3 - 6 years	More than 6 years	Total	Carrying Amount
As at 31 March 2019							
Long Term Borrowings	1,323,370.90	1,100,821.30	702,662.00	704,182.00	-	3,831,036.20	3,831,036.20
Short Term Borrowings	500,000.00	-	-	-	-	500,000.00	500,000.00
Trade Payables	577,111,464.62	36,393,183.00	-	-	-	613,504,647.62	613,504,647.62
Other Financial Liabilities	298,250,278.77	135,327,951.94	-	-	12,180,437.45	445,758,668.16	441,239,382.87
Total	877,185,114.29	172,821,956.24	702,662.00	704,182.00	12,180,437.45	1,063,594,351.98	1,059,075,066.69
As at 31 March 2018							
Long Term Borrowings	422,086,071.50	740,337.90	460,614.30	-	-	423,287,023.70	422,617,615.19
Short Term Borrowings	500,000.00	-	-	-	-	500,000.00	500,000.00
Trade Payables	436,595,696.96	145,572,736.00	36,393,183.00	-	-	618,561,615.96	618,561,615.96
Other Financial Liabilities	19,042,309.68	1,007,930.16	1,477,008.14	-	5,429,427.66	26,956,675.64	24,680,116.57
Total	878,224,078.14	147,321,004.06	38,330,805.44	-	5,429,427.66	1,069,305,315.31	1,066,359,347.72

Market risk

298120883.8

Interest Rate risk

The Company's policy is to minimise interest rate cash flow risk exposures on long-term financing. At 31 March the Company is exposed to changes in market interest rates through bank borrowings at variable interest rates. Other borrowings are at fixed interest rates.

Company's exposure to interest rate risk on borrowings is as follows :

(Amount in Rupees)

Particulars	As at 31 March 2019	As at 31 March 2018
Variable rate	-	415,930,591.49
Fixed rate	4,331,036.20	2,375,016.70
Total	4,331,036.20	418,305,608.19

The following table illustrates the sensitivity of profit and equity to a possible change in interest rates of +/- 1% (31 March 2019: +/- 1%; 31 March 2018: +/- 1%). These changes are considered to be reasonably possible based on observation of current market conditions. The calculations are based on a change in the average market interest rate for each period, and the financial instruments held at each reporting date that are sensitive to changes in interest rates. All other variables are held constant.

(Amount in Rupees)

Particulars	Profit for the year +1%	Profit for the year -1%
31 March 2019	Nil	Nil
31 March 2018	4,634,118.13	(4,634,118.13)



Handwritten signatures and notes:
 Pavan Agreement
 Pavan
 Pavan

Note 44 :Related Parties disclosures

A. Related Parties are classified as :

(a) Ultimate Holding company

1. Guild Builders Private Limited

b) Holding Company and Person having controlling interest over the company

1. Omaxe Limited
2. Parmod Kumar

c) Fellow Subsidiary Companies / Subsidiary of fellow Subsidiary company

1. Jagdamba Contractors and Builders Limited
2. Sri Balaji Green Heights Private Limited
3. Omaxe Buildhome Limited
4. Atulah Contractors and Constructions Private Limited
5. Omaxe India Trade Centre Private Limited
6. Omaxe Buildwell Limited
7. Omaxe Chandigarh Extension Developers Private Limited
8. Omaxe Forest Spa and Hills Developers Limited
9. Ansh Builders Private Limited
10. Garv Buildtech Private Limited

d) Subsidiary Companies

1. Adesh Realcon Private Limited
2. Anveshan Builders Private Limited
3. Abhas Realcon Private Limited
4. Navadip Developers Private Limited

e) Entities over which key managerial personnel and/or their relatives exercise significant control.

1. Manik Buildcon Private Limited
2. DVM Realtors Private Limited

f) Key Managerial Personnel

1. Gopal Singh Bisht (upto 15.12.2018)
2. Radha Shakti Garg (upto 20.12.2018)

f) Relatives of Key Managerial Personnel

1. Nupur Gupta
2. Himanshu Gupta



[Handwritten signature]

Pawan Agrawal

[Handwritten signature]

[Handwritten signature]

B. Summary of transactions with related parties are as under :

(Amount in Rupees)

Particulars	Holding company/Persons having controlling interest over the company						Subsidiary of fellow Subsidiary company Omase India Trade Centre Private Limited	Total
	Note-A	Note-B	Note-C	Note-D	Note-E			
A. Transactions made during the year								
Building material purchased	6,604,230.00	Nil	1,803,723.00	Nil	Nil	Nil	8,407,953.00	
	(105,068.00)	(Nil)	(2,247,059.00)	(Nil)	(Nil)	(Nil)	(2,352,127.00)	
Income from trading goods	1,997,999.00	Nil	723,482.00	Nil	Nil	20,620.00	2,742,101.00	
	(522,589.00)	(Nil)	(331,313.00)	(Nil)	(Nil)	(4,500.00)	(858,402.00)	
Project management services charges	8,400,000.00	Nil	Nil	Nil	Nil	Nil	8,400,000.00	
	(Nil)	(Nil)	(Nil)	(Nil)	(Nil)	(Nil)	(Nil)	
Remuneration	Nil	Nil	Nil	Nil	2,600,000.00	Nil	2,600,000.00	
	(Nil)	(Nil)	(Nil)	(Nil)	(2,100,000.00)	(Nil)	(2,100,000.00)	
Construction Cost	Nil	Nil	Nil	Nil	Nil	Nil	Nil	
	(Nil)	(Nil)	(5,290,774.00)	(Nil)	(Nil)	(Nil)	(5,290,774.00)	
Purchase of fixed assets	47,000.00	Nil	476,875.00	Nil	Nil	Nil	523,875.00	
	(1,079,675.00)	(Nil)	(106,750.00)	(Nil)	(Nil)	(Nil)	(1,186,425.00)	
Sale of fixed assets	2,717,916.00	Nil	50,000.00	Nil	Nil	Nil	2,767,916.00	
	(Nil)	(Nil)	(Nil)	(Nil)	(Nil)	(Nil)	(Nil)	
Director Sitting Fees:	Nil	Nil	Nil	Nil	15,000.00	Nil	15,000.00	
	(Nil)	(Nil)	(Nil)	(Nil)	(45,000.00)	(Nil)	(45,000.00)	
Interest income	Nil	Nil	Nil	Nil	Nil	Nil	Nil	
	(Nil)	(Nil)	(364,507.00)	(Nil)	(Nil)	(Nil)	(364,507.00)	
B. Closing balances								
Loans and advances receivable:	119,367,614.24	448,577,906.00	694,026,815.00	139,040,000.00	Nil	Nil	1,401,012,335.24	
	(Nil)	(456,077,908.00)	(552,861,759.00)	(55,000,000.00)	(Nil)	(5,310.00)	(1,063,946,975.00)	
Balance payable	Nil	Nil	524,464.00	Nil	444,190.00	129,395.00	1,098,049.00	
	(148,707,795.36)	(Nil)	(655,365.00)	(Nil)	(166,179.00)	(Nil)	(149,529,339.36)	
Unsecured loans	500,000.00	Nil	Nil	Nil	Nil	Nil	500,000.00	
	(500,000.00)	(Nil)	(Nil)	(Nil)	(Nil)	(Nil)	(500,000.00)	
Bank Guarantees	152,595,000.00	Nil	Nil	Nil	Nil	Nil	152,595,000.00	
	(152,595,000.00)	(Nil)	(Nil)	(Nil)	(Nil)	(Nil)	(152,595,000.00)	
Investments	Nil	400,000.00	Nil	Nil	Nil	Nil	400,000.00	
	(Nil)	(400,000.00)	(Nil)	(Nil)	(Nil)	(Nil)	(400,000.00)	

Figures in brackets represent those of the previous year.

Of the above, party wise details of related party transactions and balances at the year end in respect of Entity/Persons having controlling interest over the company, subsidiary/fellow companies, enterprises over which key managerial personnel and/or their relatives exercise significant control, Key managerial person and relatives of key managerial person are as under:

Particulars	(Amount in Rupees)		
	Holding company/Persons having controlling interest over the company		
	Omase Ltd	Parnod Kumar	Total
A. Transactions made during the year			
Building material purchased	6,604,230.00	Nil	6,604,230.00
	(105,068.00)	(Nil)	(105,068.00)
Income from trading goods	1,997,999.00	Nil	1,997,999.00
	(522,589.00)	(Nil)	(522,589.00)
Purchase of fixed assets	47,000.00	Nil	47,000.00
	(1,079,675.00)	(Nil)	(1,079,675.00)
Project management services charges	8,400,000.00	Nil	8,400,000.00
	(Nil)	(Nil)	(Nil)
Sale of fixed assets	2,717,916.00	Nil	2,717,916.00
	(Nil)	(Nil)	(Nil)
B. Closing balances			
Loans and advances receivable:	119,367,614.24	Nil	119,367,614.24
	(Nil)	(Nil)	(Nil)
Balance payable	Nil	Nil	Nil
	(148,707,795.36)	(Nil)	(148,707,795.36)
Unsecured loans	Nil	500,000.00	500,000.00
	(Nil)	(500,000.00)	(500,000.00)
Bank Guarantees	152,595,000.00	Nil	152,595,000.00
	(152,595,000.00)	(Nil)	(152,595,000.00)



San

Pavan Agrewal

Art

Note-B (Amount in Rupees)

Particular	Subsidiary Companies				
	Abhas Realcon Private Limited	Adesh Realcon Private Limited	Anveshan Builders Private Limited	Navadip Developers Private Limited	Total
Closing balances					
Loans and advances receivable	128,553,731.00 (128,553,731.00)	183,780,562.00 (191,280,562.00)	119,248,135.00 (119,248,135.00)	15,995,478.00 (16,995,478.00)	448,577,906.00 (456,077,906.00)
Investment	100,000.00 (100,000.00)	100,000.00 (100,000.00)	100,000.00 (100,000.00)	100,000.00 (100,000.00)	400,000.00 (400,000.00)

Note-C (Amount in Rupees)

Transaction	Fellow Subsidiary companies									
	Sci Balaji Green Heights Private Limited	Omaxe Chandigarh Extension Developers Private Limited	Omaxe Buildwell Limited	Omaxe Buildhome Limited	Omaxe Forest Spa and Hills Developers Limited	Jagdamba Contractors and Builders Limited	Atulah Contractors and Construction Private Limited	Garv Buildtech Private Limited	Ansh Builders Private Limited	Total
A. Transactions made during the year										
Building material purchased	Nil (Nil)	Nil (Nil)	Nil (Nil)	302,988.00 (81,636.00)	527,795.00 (640,943.00)	435,337.00 (1,193,561.00)	537,603.00 (330,919.00)	Nil (Nil)	Nil (Nil)	1,803,723.00 (2,247,059.00)
Income from trading goods	Nil (Nil)	157,250.00 (22,360.00)	Nil (Nil)	9,508.00 (17,774.00)	376,964.00 (158,701.00)	Nil (Nil)	168,624.00 (132,478.00)	Nil (Nil)	11,136.00 (Nil)	723,482.00 (331,313.00)
Construction cost	Nil (Nil)	Nil (Nil)	Nil (Nil)	Nil (Nil)	Nil (Nil)	Nil (3,578,228.00)	Nil (1,712,546.00)	Nil (Nil)	Nil (Nil)	Nil (5,290,774.00)
Purchase of fixed assets	Nil (Nil)	Nil (Nil)	Nil (Nil)	82,000.00 (Nil)	Nil (Nil)	394,875.00 (106,750.00)	Nil (Nil)	Nil (Nil)	Nil (Nil)	476,875.00 (106,750.00)
Sale of fixed assets	Nil (Nil)	Nil (Nil)	Nil (Nil)	Nil (Nil)	Nil (Nil)	Nil (Nil)	50,000.00 (Nil)	Nil (Nil)	Nil (Nil)	50,000.00 (Nil)
Interest income	Nil (Nil)	Nil (Nil)	Nil (Nil)	Nil (Nil)	Nil (Nil)	Nil (Nil)	Nil (Nil)	Nil (Nil)	Nil (Nil)	Nil (Nil)
B. Closing balances										
Balance payable	Nil (Nil)	Nil (Nil)	Nil (Nil)	Nil (Nil)	Nil (Nil)	229,946.00 (39,176.00)	294,518.00 (616,189.00)	Nil (Nil)	Nil (Nil)	524,464.00 (655,365.00)
Loans and advances receivable	400,000.00 (1,000,000.00)	Nil (Nil)	Nil (632,360.00)	880,986.00 (Nil)	17,494.00 (12,655.00)	Nil (150,624,914.00)	692,000,000.00 (400,593,630.00)	13,140.00 (Nil)	13,140.00 (Nil)	694,026,813.00 (552,863,759.00)

Note-D (Amount in Rupees)

Particular	Enterprises over which key managerial personnel and/or their relatives exercise significant control		Total
	Manik Buildcon Private Limited	DVM Realtor Private Limited	
Closing balances			
Loans and advances receivable	Nil (55,000,000.00)	139,040,000.00 (Nil)	139,040,000.00 (55,000,000.00)

Note-E (Amount in Rupees)

Particular	Key Managerial Personnel		Relatives of Key managerial personnel		
	Gopal Singh Bisht	Radha Shakti Garg	Himanshu Gupta	Nupur Gupta	Total
A. Transactions made during the year					
Director Sitting Fees	7,500.00 (22,500.00)	7,500.00 (22,500.00)	Nil (Nil)	Nil (Nil)	15,000.00 (45,000.00)
Remuneration	Nil (Nil)	Nil (Nil)	1,700,000.00 (1,200,000.00)	900,000.00 (900,000.00)	2,600,000.00 (2,100,000.00)
B. Closing balances					
Balance payable	Nil (8,250.00)	750.00 (9,000.00)	309,016.00 (82,987.00)	134,424.00 (63,942.00)	444,190.00 (166,179.00)

Figures in brackets represent those of the previous year.



Rajan

Rajan Aggarwal

Rajal

Note 45 : CAPITAL MANAGEMENT POLICIES**(a) Capital Management**

The Company's capital management objectives are to ensure the Company's ability to continue as a going concern as well as to provide an adequate return to shareholders by pricing products and services commensurately with the level of risk.

The Company monitors capital on the basis of the carrying amount of equity plus its subordinated loan, less cash and cash equivalents as presented on the face of the statement of financial position and cash flow hedges recognised in other comprehensive income.

The Company manages its capital structure and makes adjustments to it in the light of changes in economic conditions and the risk characteristics of the underlying assets. In order to maintain or adjust the capital structure, the Company may adjust the amount of dividends paid to shareholders, return capital to shareholders or issue new shares. The amounts managed as capital by the Company are summarised as follows:

Particulars	As at 31 March 2019	As at 31 March 2018
Long term borrowings	3,831,036.20	422,617,615.19
Short term borrowings	500,000.00	500,000.00
Less: Cash and cash equivalents	(64,405,173.63)	(40,697,996.23)
Net debt	(60,074,137.43)	382,419,618.96
Total equity	334,266,134.57	510,687,606.30
Net debt to equity ratio	-	0.75

Note 46: STANDARDS ISSUED BUT NOT YET EFFECTIVE

The Ministry of Corporate Affairs (MCA) through Companies (Indian Accounting Standards) Amended Rules, 2019 and Companies (Indian Accounting Standards) Second Amendment Rules have notified following new and amendments to Ind AS which the Companies have not applied as they are effective from 1st April, 2019.

Ind AS 12 Income tax (amendments relating to income tax consequences of dividend and uncertainty over other income tax treatments): The Company does not expect any significant impact of this amendment in financial statements.

Ind AS 19 Plan amendment, curtailment or settlement: The Company does not expect this amendment to have any impact on its financial statements.

Ind AS 23 Borrowing Cost: The amendment clarifies that if any specific borrowing remain outstanding after the related asset is ready for its intended use or sale, that borrowing becomes part of fund that an entity generally borrows when calculating capitalisation rate on general borrowings. The Company does not expect any impact from this amendment.

Ind AS 28 Long term interest in associates and joint ventures: The amendments clarify that an entity applies Ind AS 109 Financial Instruments, to long-term interests in an associate or joint venture that form part of the net investment in the associate or joint venture but to which the equity method is not applied

Ind AS 103 Business combinations and Ind AS 111 joint arrangements: The Company will apply the pronouncements if and when it obtains control/ joint control of a business that is joint operation.

Ind AS 109 Prepayment features with negative compensation: The Company does not expect this amendment to have any impact on its financial statements.

Ind AS 116 will replace existing lease standard Ind AS 17 Leases: Ind AS 116 sets out the principles for recognition measurement, presentation and disclosure of leases for both lessor and lessee.

Note 47: The Previous year figures have been regrouped/ reclassified, wherever necessary, to make them comparable with current year figures.

The notes referred to above form an integral part of financial statements.

As per our audit report of even date attached

For and on behalf of
B S D & Co.
(Regn. No. -0003125)
Chartered Accountants

For and on behalf of board of directors

Prakash Chand Surana
Partner
M.No. 010276

Pavan Agarwal
Director
DIN: 02295157

Parmod Kumar
Director
DIN: 01484427

Place: New Delhi
Date: **21 MAY 2019**

Manish Garg
Chief Executive officer

Arun Kumar Gupta
Chief financial officer

Payal Sharma
Company Secretary